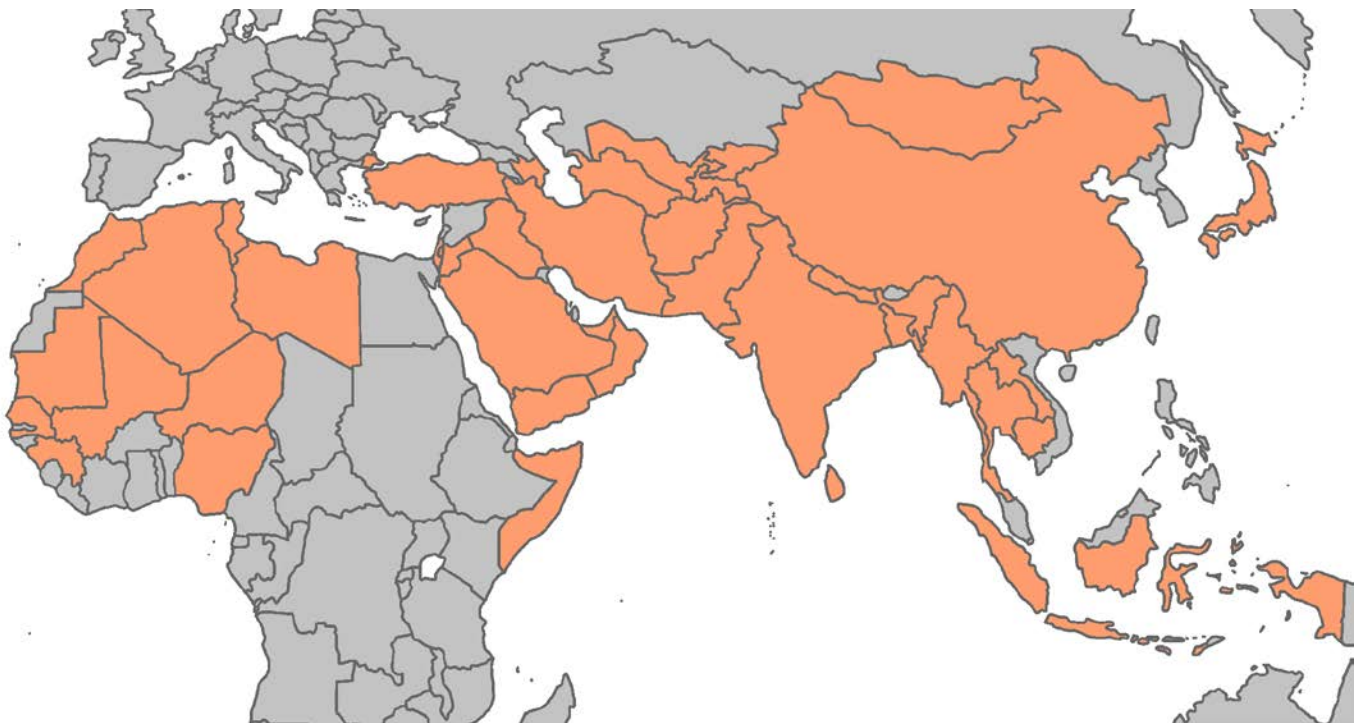



Digital Ministry Atlas 2018



The Digital Terrain in 40
Least Reached Countries



Digital Ministry Atlas 2018: The Digital Terrain in 40 Least Reached Countries

Version 1.0 (Released March 28, 2018)

Mobile Ministry Forum (www.mobmin.org)



[Creative Commons Attribution-Share Alike 4.0 International License](https://creativecommons.org/licenses/by-sa/4.0/)

You are free to:

- **Share** – copy and redistribute the material in any medium or format
- **Adapt** – remix, transform, and build upon the material for any purpose, even commercially
- The licensor cannot revoke these freedoms as long as you follow the license terms (see below)

Under the following terms:

- **Attribution** – You must give appropriate credit, provide a link to the license, and indicate if changes were made. You may do so in any reasonable manner, but not in a way that suggests the licensor endorses you or your use
- **ShareAlike** – If you remix, transform, or build upon the material, you must distribute your contributions under the same license as the original.
- **No additional restrictions** – You may not apply legal terms or technological measures that legally restrict others from doing anything the license permits.




Table of Contents

Introduction	7
Using the Digital Ministry Atlas	9
Afghanistan	10
Algeria	11
Azerbaijan	12
Bangladesh	13
Cambodia	14
China	15
Guinea	16
India	17
Indonesia	18
Iran	19
Iraq	20
Israel	21
Japan	22
Jordan	23
Kyrgyzstan	24
Laos	25
Libya	26
Mali	27
Mauritania	28
Mongolia	29
Morocco	30
Myanmar	31
Nepal	32
Niger	33
Nigeria	34
Oman	35

Pakistan	36
Palestinian Territories	37
Saudi Arabia	38
Senegal	39
Somalia	40
Sri Lanka	41
Tajikistan	42
Thailand	43
Tunisia	44
Turkey	45
Turkmenistan	46
United Arab Emirates	47
Uzbekistan	48
Yemen	49
Appendix A: Data Sources	51
Appendix B: On-the-Ground Media Assessment	54

Introduction

If your life verse, your marching order, is "Come out from them and be separate" (2 Cor. 6:17) then you may want to stop and put this atlas down right now. If, on the other hand Jesus' great commission to "Go into all the world and preach the Good News to everyone" (Mk. 16:15, NKJV) is a command that directs and energizes your steps we believe that this atlas can provide some direction to your feet (or fingertips) as you follow Jesus into this crazy world we live in at the beginning of the 21st century.

The [Mobile Ministry Forum](#) began its life seven short years ago and, taking a cue from the opening lines of Charles Dickens' A Tale of Two Cities- these last seven years have been a bit of "the best of times" and "the worst of times". More precisely, these have been times great change and progress in the world and yet, at the same time, times of far too little change or progress.

On the "best of times" side we have seen truly amazing changes happen in the state of connectivity around the world in these past seven years.

- 2.1 billion MORE people now use mobile phones (the portion of the world's population that uses a mobile phone increasing from 53% then to 77% now)¹
- 1.6 billion MORE people can be reached via the internet (the portion of the world's population accessing the internet rising from 29% then to 47% now)²
- 2.2 billion MORE people can connect with believers on social media platforms (the portion of the world's population using social media (the portion of the world's population using social media tripling from 14% seven years ago to 42% today)³

On other, "worst of times" side, we have seen very little progress in people from every tongue tribe and nation being given the chance to hear the Good News and coming to faith.

- The percent of all people groups considered "unreached" (a people group where Christians constitute less than 2% of the population) decreased by only 1.5% from 61.4% in 2011 to 59.9% today⁴

¹ <http://communities-dominate.blogs.com/brands/2011/02/all-the-numbers-all-the-facts-on-mobile-the-trillion-dollar-industry-why-is-google-saying-put-your-b.html> and <http://communities-dominate.blogs.com/brands/2017/12/advertising-global-spending-digital-passes-tv-for-first-time-and-mobile-alone-will-pass-tv-in-just-t.html>

² https://www.itu.int/en/ITU-D/Statistics/Documents/statistics/2017/ITU_Key_2005-2017_ICT_data.xls

³ <http://www.itu.int/net/itunews/issues/2010/06/35.aspx> and <https://www.slideshare.net/wearesocial/2018-digital-yearbook-86862930>

⁴ http://www.greenbushbaptist.org/uploads/2/9/1/6/2916957/global_status_of_evangelical_christianity.pdf and https://www.imb.org/wp-content/uploads/2016/09/2017-05_GSEC_Overview.pdf

- The percent of non-Christians who personally know a non-Christian has only increased by 0.4% from 18% in 2010 to 18.4% today⁵. Yes, this means that nearly 82% of unbelievers in the world don't personally know even just one Christ-follower today.

The tribe of Issachar is commended in the Old Testament for being “men who understood the times and knew what Israel should do” (1 Chron. 12:32). The Mobile Ministry Forum believes that the above information and the information found throughout this atlas show us something we need to understand about the times that we are living in and what the Church should do in it. We believe that the digital changes affecting even the most remote unreached peoples is a means God is giving the Church to help remove the bowl that seems to be covering its lamp (Mt. 5:15).

If the digital realm is the world billions of the least reached people are now living in will we be found faithful to go into their digital world in order to seek and save the lost?

It is our hope that this atlas will help you to understand the times and world we and the least reached peoples live in and, from that knowledge, know better what your ministry should do in that world. Companion works sharing more about how you can implement digital ministry include [Mobile Ministry Made Easy](#) (available in several languages) and [Social Media for Missions](#).

⁵ <http://www.internationalbulletin.org/issues/2010-01/2010-01-ibmr.pdf> and <http://www.gordonconwell.edu/ockenga/research/documents/StatusofGlobalChristianity2017.pdf>

Using the Digital Ministry Atlas

Have you ever planned a big cross-country trip or a trip to a foreign country? Perhaps you get a guide book and break out an atlas to find out your best route for getting there, the places you should check out while you there and possible ways you can connect the dots to ensure you get in everything you want to see and do. We hope that this “atlas” will help you in a similar way as you travel to the digital world in which the people God has put on your heart live.

What’s the best way to get where you’re going? Well there are super highways and then there are backroads. What are the condition of the “roads” where you are going? Is the internet well used? Affordable? Highly monitored/restricted? Are people using the latest greatest phones or ones that have precious little memory and slow processors? You’ll find that info in this atlas. If your particular country isn’t among the 40 we have included check out Appendix A which gives you the online resources from which you can find data on your particular country.

What are the must see destinations? Perhaps they are the top websites, social media platforms and apps that your people are using. Some may appeal to you more than others but it’s always good to check out the sights (sites!) the locals value most and are the most excited about.

As with any trip, though, you’ll find that the big atlas can only help you so much. At some point you’re going to have to pull over and roll down the window to talk with locals. To ask how to get somewhere, where’s the best eatery, etc. That’s why we have Appendix B with some helpful questions that will give you a better sense of what’s happening locally. Be ready to put on your “digital anthropologist” hat at some point and start finding out what your local people’s digital world really consists of.

Whatever you do, though, don’t just be a tourist. There are thousands, make that millions of people living in these places experiencing life’s joys and sorrows without knowing the embrace of Emmanuel, God with us. Romans 10:13-15 tells us that anyone who calls on the name of Jesus will be saved BUT how can they do that unless they hear of Jesus? How can they hear of Jesus unless one of us share His wonderful truth? How can people share that truth with them unless they are sent? You wouldn’t be reading these words unless God already was sending you to the lost and I want to join Him in challenging you be one who will seek out the lost and share His glories with those who may have no other connection with the church than the phone in their hand.

Afghanistan

General

Demographics:	Population-	34,656,032	
	Median Age-	17.3; Life Expectancy-	64.2
	Urban/Rural-	27% / 73%	
Top Languages:	Dari-	7,600,000	
	Pashto (Southern)-	6,000,000	
	Uzbek (Southern)-	2,900,000	
Religion:	Christian-	0.1%, Unreached-	99.9%
	Persecution of Christians-	89 (on a scale of 1-100 with 100 being the worst)	
Other:	Adult Literacy-	N/A, Avg. Annual Income (GNI) Per Person-	\$581

Mobile

Mobile Phone Subscriptions as a % of the Population:	66.00% (2016)
	9.83% (2006)
Mobile Operating System: (as of 08/16)	<ol style="list-style-type: none"> 1. Android (57.3%) 2. Series 40 (19.1%) 3. Symbian/S60 (12.8%) 4. Windows (2.4%) 5. iOS (2.0%)
Top Handsets: (as of 08/16)	<ol style="list-style-type: none"> 1. Samsung Galaxy S3 Neo (3.3%) 2. Nokia 206 (3.3%) 3. Nokia X2-02 (2.2%) 4. Samsung Galaxy Grand 2 (2.1%) 5. Samsung Galaxy S3 Neo I (2.1%) 6. Nokia N8 (2.1%) 7. Apple iPhone (1.9%) 8. Samsung Galaxy S Duos 2 (1.7%) 9. Nokia C5 (1.5%) 10. Nokia 700 (1.2%)
Top Free App Downloads- Android (Jan-Dec 2017)	<ol style="list-style-type: none"> 1. N/A 2. N/A 3. N/A 4. N/A 5. N/A 6. N/A 7. N/A 8. N/A 9. N/A 10. N/A
Top Free App Downloads- iOS (Jan-Dec 2017)	<ol style="list-style-type: none"> 1. N/A 2. N/A 3. N/A 4. N/A 5. N/A 6. N/A 7. N/A 8. N/A 9. N/A 10. N/A

Internet

% of Population Using the Internet:	10.60% (2016)
	2.11% (2006)
Internet Access by Device Type: (September, 2017)	28.61% Desktop
	1.54% Tablet
	69.85% Mobile
Internet Freedom:	N/A
Top Websites:	<ol style="list-style-type: none"> 1. Google 2. Google.af 3. YouTube 4. Facebook 5. Yahoo 6. ACBAR 7. BBC 8. Wikipedia 9. Turkiye Burslari 10. Jobs.af

Mobile High Speed "Broadband" Subscriptions/Inhabitants: 14.3%

Cost of 500MB Mobile Broadband (prepaid) as % of Income (GNI): 10.1%

Social Media

Top Messaging App:	Messenger
Top Social Media Site:	Facebook
Facebook Penetration:	7.6% (of total population, 06/17)
Top Facebook Accounts:	<ol style="list-style-type: none"> 1. Afghanistan My Passion 2. TOLONews 3. VOA Dari 4. Radio Azadi 5. VOA Pashto 6. BBC Persian 7. Tolo TV 8. BBC Pashto 9. Roshan Connects 10. Arman FM 98.1
Top Twitter Accounts:	<ol style="list-style-type: none"> 1. TOLONews 2. Ashraf Ghani 3. ارگ 4. Shuja Rabbani 5. U.S. Embassy Kabul 6. Sediq Sediqqi 7. Pajhwok Afghan News 8. 1TVNewsAF 9. Fawzia Koofi 10. eRa
Top YouTube Channels:	<ol style="list-style-type: none"> 1. TOLOTV 2. AfghanstarToloTV 3. تلویزیون یک 4. TOLONews 5. AfghanSaaz 6. GUL ARMANY 7. shamshad live 8. Azadi Radio 9. amjid588 10. LemarTV

Algeria



General

Demographics:	Population-	41,803,810	
	Median Age-	27.5; Life Expectancy- 76.4	
	Urban/Rural-	71% / 29%	
Top Languages:	Arabic (Algerian Spoken)-	26,000,000	
	French-	10,200,000	
	Kabyle-	5,000,000	
Religion:	Christian-	1.0%, Unreached-	99.9%
	Persecution of Christians-	58 (on a scale of 1-100 with 100 being the worst)	
Other:	Adult Literacy-	80%; Avg. Annual Income (GNI) Per Person-	\$4,220

Mobile

Mobile Phone Subscriptions as a % of the Population:	117.02% (2016)	60.85% (2006)								
Mobile Operating System: (as of 08/16)	1. Android (52.1%)	2. Series 40/S40 (17.7%)	3. Symbian/S60 (3.7%)	4. Blackberry (3.6%)	5. Windows (2.8%)					
Top Handsets: (as of 08/16)	1. Lenovo RocStar (A319) (2.8%)	2. Nokia Asha 311 (2.6%)	3. Nokia Asha 302 (2.3%)	4. Nokia C3 (2.2%)	5. Samsung Star II (1.5%)	6. Samsung S3850 Corby II (1.4%)	7. Samsung C6712 Star II Duos (1.0%)	8. Nokia Asha 501 (0.9%)	9. Blackberry Torch 9800 (0.8%)	10. Nokia N8 (0.7%)
Top Free App Downloads- Android (Jan-Dec 2017)	1. Messenger	2. Facebook	3. SHAREit: File Transfer, Sharing	4. Facebook Lite	5. Viber	6. Instagram	7. Snapchat	8. Messenger Lite	9. WhatsApp	10. Subway Surfers
Top Free App Downloads- iOS (Jan-Dec 2017)	1. Messenger	2. Facebook	3. YouTube	4. Viber	5. Instagram	6. SHAREit - Connect & Transfer	7. WhatsApp	8. Photable - Photo Editor	9. SecGuard	10. Number Finder -Unknown Numbers

Internet

% of Population Using the Internet:	42.95% (2016)	7.38% (2006)								
Internet Access by Device Type: (September, 2017)	57.10% Desktop	3.27% Tablet	45.03% Mobile							
Internet Freedom:	N/A									
Top Websites:	1. YouTube	6. Yahoo	2. Google.dz	7. Quedkniss	3. Facebook	8. Pornographic	4. Google	9. Ency-Education	5. Google.fr	10. Wikipedia

Mobile High Speed "Broadband" Subscriptions/Inhabitants: 46.8%

Cost of 500MB Mobile Broadband (prepaid) as % of Income (GNI): 2.6%

Social Media

Top Messaging App:	Messenger									
Top Social Media Site:	Facebook									
Facebook Penetration:	45.2% (of total population, 12/17)									
Top Facebook Accounts:	1. النهـار الجـديـد	2. Amr Khaled	3. Journal el Bilad	4. Ooredoo Algérie	5. Zinou Kds	6. - شتاء Winter	7. نساء الجنة	8. Lotfi DK	9. beIN SPORTS	10. fibladi.com : Algérie ♥ الجزائر
Top Twitter Accounts:	1. Aissa Mandi	2. Les Verts d'Algerie	3. Riyad Mahrez	4. Hillal Soudani	5. Islam Slimani	6. Algerie360.com	7. Algeria Tweet	8. أحلام مستغانمي	9. Nabil Bentaleb	10. El Watan
Top YouTube Channels:	1. Ennahar TV Compte Officiel	2. Zaho Officiel	3. DjKayzTv	4. Anes Tina	5. Dzjoker Chemsou	6. biodz alg	7. Joe HaTTab Vlogs	8. Ooredoo Algérie	9. Zanga Crazy	10. Adel Sweezy

Azerbaijan



General

Demographics:	Population-	9,762,274	
	Median Age-	30.3; Life Expectancy-	71.6
	Urban/Rural-	55% / 45%	
Top Languages:	Azerbaijani (Northern)-	4,000,000	
	Azerbaijani (Southern)-	248,000	
	Lezgi-	178,000	
Religion:	Christian-	2.7%, Unreached-	96.6%
	Persecution of Christians-	57 (on a scale of 1-100 with 100 being the worst)	
Other:	Adult Literacy-	99.8%, Avg. Annual	
	Income (GNI) Per Person-	\$4,760	

Mobile

Mobile Phone Subscriptions	106.28% (2016)
as a % of the Population:	38.36% (2006)

Mobile Operating System:	1. Android (36.7%)
(as of 08/16)	2. Series 40/S40 (30.6%)
	3. Symbian/S60 (10.0%)
	4. Blackberry (9.4%)
	5. Windows (2.7%)

Top Handsets:	1. Nokia C3 (3.1%)
(as of 08/16)	2. Nokia Asha 302 (3.0%)
	3. Nokia 200 (2.9%)
	4. Samsung Galaxy Star Pro (2.6%)
	5. Nokia Asha 311 (2.6%)
	6. Blackberry Bold 9790 (2.4%)
	7. Blackberry Bold Touch 9900 (2.3%)
	8. Nokia N8 (1.8%)
	9. Nokia Asha 310 (1.8%)
	10. Nokia 206 (1.7%)

Top Free App	1. WhatsApp
Downloads-	2. Instagram
<u>Android</u>	3. Messenger
(Jan-Dec 2017)	4. Subway Surfers
	5. VivaVideo: Free Video Editor
	6. AndroDumpper (WPS Connect)
	7. Facebook
	8. imo free video calls and chat
	9. Snapchat
	10. Lalafo buy & sell classifieds

Top Free App	1. WhatsApp
Downloads-	2. Instagram
<u>iOS</u>	3. YouTube
(Jan-Dec 2017)	4. Facebook
	5. Messenger
	6. Музыка для iPhone бесплатно Оффлайн.
	7. Snapchat
	8. imo video calls and chat
	9. Number Finder -Unknown Numbers
	10. Driving Zone: Germany

Internet

% of Population Using the Internet:	78.30% (2016)
	11.99% (2006)

Internet Access by Device Type:	38.22% Desktop
(September, 2017)	3.04% Tablet
	58.73% Mobile

Internet Freedom:	Partly Free
-------------------	-------------

Top Websites:	1. Google.az	6. Mail.ru
	2. YouTube	7. Facebook
	3. Google	8. Google.ru
	4. OK.ru	9. Instagram
	5. VK	10. Yandex

Mobile High Speed "Broadband" Subscriptions/Inhabitants: 57.4%

Cost of 500MB Mobile Broadband	
(prepaid) as % of Income (GNI):	0.3%

Social Media

Top Messaging App:	WhatsApp
--------------------	----------

Top Social Media Site:	Odnoklassniki (OK.ru)
------------------------	-----------------------

Facebook Penetration:	18.0% (of total population, 06/17)
-----------------------	------------------------------------

Top Facebook Accounts:	1. Bizim Yol
	2. Azerbaijan - Azerbaijan
	3. Azerbaijan
	4. Azad Azerbaijan Musteqil
	5. azxeber.com
	6. interaz
	7. Axsam.Az
	8. Azerbaijan Realities
	9. AzadliqRadiosu
	10. Azerbaijan Respublikasi

Top Twitter Accounts:	1. Ilham Aliyev
	2. emin-music
	3. Ilham Əliyev
	4. Twitter Azərbaycan
	5. AzerbaijanPA
	6. BBC Azərbaycanca
	7. Azercell
	8. Sevil Əliyeva
	9. az AZERBAIJAN az
	10. APA TV

Top YouTube Channels:	1. AzadliqRadiosu
	2. APA TV
	3. ATV Cinema
	4. Kanal13AZ
	5. BozbashPictures
	6. Baku Music Factory
	7. Mursel Qulami
	8. Plainrock124
	9. BAKU Online
	10. Röya Official

Bangladesh

General

Demographics:	Population-	162,951,560	
	Median Age-	25.6; Life Expectancy-	73.0
	Urban/Rural-	35% / 65%	
Top Languages:	Bengali-	106,000,000	
	Chittagonian-	13,000,000	
	Sylheti-	3,000,000	
Religion:	Christian-	0.4%, Unreached-	98.7%
	Persecution of Christians-	63 (on a scale of 1-100 with 100 being the worst)	
Other:	Adult Literacy-	61.4%, Avg. Annual Income	
	(GNI) Per Person-	\$1,330	

Mobile

Mobile Phone Subscriptions as a % of the Population:	77.88% (2016)
	13.21% (2006)
Mobile Operating System: (as of 08/16)	1. Android (44.6%)
	2. Series 40/S40 (16.3%)
	3. Symbian/S60 (7.7%)
	4. MAUI (5.6%)
	5. Windows (2.0%)
Top Handsets: (as of 08/16)	1. Nokia C1-01 (1.5%)
	2. Nokia 2700 classic (1.5%)
	3. MAUI (1.5%)
	4. Nokia 5130 Xpress Music (1.3%)
	5. Nokia 110 (1.3%)
	6. Google Nexus 5 (1.2%)
	7. Nokia E5 (0.9%)
	8. Nokia C2-01 (0.9%)
	9. Nokia 112 (0.8%)
	10. Samsung Galaxy J2 (0.8%)
Top Free App Downloads- Android (Jan-Dec 2017)	1. N/A
	2. N/A
	3. N/A
	4. N/A
	5. N/A
	6. N/A
	7. N/A
	8. N/A
	9. N/A
	10. N/A
Top Free App Downloads- iOS (Jan-Dec 2017)	1. N/A
	2. N/A
	3. N/A
	4. N/A
	5. N/A
	6. N/A
	7. N/A
	8. N/A
	9. N/A
	10. N/A

Internet

% of Population Using the Internet:	18.25% (2016)
	1.00% (2006)
Internet Access by Device Type: (September, 2017)	22.72% Desktop
	0.85% Tablet
	76.42% Mobile
Internet Freedom:	Partly Free
Top Websites:	1. Google
	2. YouTube
	3. Facebook
	4. Prothom-alo
	5. Google.com.bd
	6. Yahoo
	7. Wikipedia
	8. Jugantor
	9. Pornographic
	10. BD24Live

Mobile High Speed "Broadband" Subscriptions/Inhabitants: 17.8%

Cost of 500MB Mobile Broadband (prepaid) as % of Income (GNI): 2.3%

Social Media

Top Messaging App:	Messenger
Top Social Media Site:	Facebook
Facebook Penetration:	12.7% (of total population, 06/17)
Top Facebook Accounts:	1. Grameenphone
	2. Prothom Alo
	3. Banglalink Digital
	4. Rohi Axiata Limited
	5. BBC News বাংলা
	6. Bangladesh Cricket
	7. Rtv আরটিভি
	8. সময়ের কণ্ঠস্বর
	9. Airtel Buzz
	10. Shakib Al Hasan
Top Twitter Accounts:	1. Bangladesh Cricket
	2. Shakib Al Hasan
	3. Prothom Alo
	4. Mushfiqur Rahim
	5. Tamim Iqbal Khan
	6. Mustafizur Rahman
	7. bbcbangla
	8. The Daily Star
	9. Banglanews24
	10. Dr. Imran H Sarker
Top YouTube Channels:	1. CD Choice
	2. Anupam Recording Media
	3. Jazz Multimedia
	4. Reporter Jorina & Joe
	5. BongoBD
	6. SK tv
	7. G Series (Bangla Movies)
	8. Sangeeta Music
	9. Mk Media
	10. RMM Tv

Cambodia

General

Demographics:	Population-	15,762,370	
	Median Age-	24.0; Life Expectancy-	69.5
	Urban/Rural-	21% / 79%	
Top Languages:	Khmer (Central)-	12,900,000	
	French (L2 speakers)-	403,000	
	Chinese (Min Nan)-	350,000	
Religion:	Christian-	3.2%, Unreached-	99.3%
	Persecution of Christians-	N/A	
Other:	Adult Literacy-	78.3%, Avg. Annual	
	Income (GNI) Per Person-	\$1,140	

Mobile

Mobile Phone Subscriptions as a % of the Population: 124.94% (2016) / 12.70% (2006)

Mobile Operating System: 1. [Series 40/S40](#) (41.7%)
 2. [Android](#) (30.9%)
 3. [iOS](#) (6.2%)
 4. [Windows](#) (4.0%)
 5. [Symbian/S60](#) (2.6%)

Top Handsets: (as of 08/16) 1. [Apple iPhone](#) (5.6%)
 2. [Nokia 112](#) (4.2%)
 3. [Nokia X2-02](#) (3.5%)
 4. [Nokia Asha 311](#) (3.2%)
 5. [Nokia X2-01](#) (2.3%)
 6. [Nokia Asha 308](#) (2.3%)
 7. [Nokia 110](#) (2.2%)
 8. [Nokia 215](#) (2.1%)
 9. [Nokia 206](#) (2.0%)
 10. [Samsung Galaxy Note](#) (1.4%)

Top Free App Downloads-Android (Jan-Dec 2017) 1. [Messenger](#)
 2. [Facebook](#)
 3. [Khmer Music Box](#)
 4. [8 Ball Pool](#)
 5. [Clash of Clans](#)
 6. [Camera360](#)
 7. [B612 - Selfie from the heart](#)
 8. [BIGO LIVE - Live Broadcasting](#)
 9. [Subway Surfers](#)
 10. [YouTube](#)

Top Free App Downloads-iOS (Jan-Dec 2017) 1. [Facebook](#)
 2. [Messenger](#)
 3. [YouTube](#)
 4. [K-KeyBoard 5 Row](#)
 5. [Camera360 - Selfie Sticker Cam](#)
 6. [LINE](#)
 7. [Instagram](#)
 8. [Real Football "UEFA EURO Cup 2016"](#)
 9. [Coin Master](#)
 10. [Phorable - Photo Editor](#)

Internet

% of Population Using the Internet: 25.57% (2016) / 0.47% (2006)

Internet Access by Device Type: (September, 2017) 49.67% Desktop
 3.21% Tablet
 47.12% Mobile

Internet Freedom: Partly Free

Top Websites: 1. [YouTube](#) 6. [Yahoo](#)
 2. [Facebook](#) 7. [Khmerload](#)
 3. [Google.com.kh](#) 8. [Wikipedia](#)
 4. [Google](#) 9. [Instagram](#)
 5. [Sabay](#) 10. [sabay NEWS](#)

Mobile High Speed "Broadband" Subscriptions/Inhabitants: 50.2%

Cost of 500MB Mobile Broadband (prepaid) as % of Income (GNI): 1.1%

Social Media

Top Messaging App: Messenger

Top Social Media Site: Facebook

Facebook Penetration: 25.5% (of total population, 06/17)

Top Facebook Accounts: 1. [VOA Khmer](#)
 2. [Post Khmer](#)
 3. [Samdech Hun Sen](#)
 4. [RFA Khmer](#)
 5. [Khmerload](#)
 6. [ប្រយោជន៍សាបា Sabay](#)
 7. [Sam Rainsy](#)
 8. [Meas Soksophea](#)
 9. [Koh Santepheap Daily](#)
 10. [RFI ខ្មែរកម្ពុជា](#)

Top Twitter Accounts: 1. [VOA Khmer](#)
 2. [The Phnom Penh Post](#)
 3. [US Embassy Cambodia](#)
 4. [The Cambodia Daily](#)
 5. [CCHR Cambodia](#)
 6. [Santel Phin](#)
 7. [Kounila](#)
 8. [OU RITTHY រ៉ិទីធី](#)
 9. [sabay.com.kh](#)
 10. [Rithy Thul](#)

Top YouTube Channels: 1. [KH Daily](#)
 2. [SPR Movie HD](#)
 3. [Khmer Lakorn](#)
 4. [RFA Khmer](#)
 5. [VOA Khmer](#)
 6. [CTN TV Official Channel](#)
 7. [Koh Santepheap TV](#)
 8. [Smart Axiata](#)
 9. [Cellcard](#)
 10. [Pnn TV](#)

China

General

Demographics:	Population-	1,378,665,000		
	Median Age-	37.0; Life Expectancy-	76.5	
	Urban/Rural-	56% / 44%		
Top Languages:	Chinese (Mandarin)-	889,000,000		
	Chinese (Wu)-	80,100,000		
	Chinese (Yue)-	52,900,000		
Religion:	Christian-	7.9%, Unreached-	13.4%	
	Persecution of Christians-	57 (on a scale of	1-100 with 100 being the worst)	
Other:	Adult Literacy-	96.4%, Avg. Annual	Income (GNI) Per Person-	\$8,250

Mobile

Mobile Phone Subscriptions	96.88% (2016)
as a % of the Population:	34.77% (2006)

Mobile Operating System:	1. Android (73.1%)
(as of 08/16)	2. Windows (5.7%)
	3. iOS (5.4%)
	4. Symbian/S60 (3.7%)
	5. Blackberry (2.5%)

Top Handsets:	1. Apple iPhone (5.0%)
(as of 08/16)	2. Nokia 6681 (1.9%)
	3. Blackberry Bold Touch 9930 (1.1%)
	4. Google Nexus One (0.7%)
	5. Samsung Galaxy S4 (0.5%)
	6. Blackberry Bold Touch 9900 (0.5%)
	7. HTC ? 4G (0.4%)
	8. Nokia 5228 / 5233 (0.3%)
	9. Nokia 5230 Nuron (0.2%)
	10. Huawei C8813 (0.2%)

Top Free	1.
Google Play	2. The Google Play Store is
Store Android	3. actively blocked by the Chinese
App Downloads	4. government and results shown for
(Jan-Dec 2017)	5. China do not accurately reflect the
	6. the apps being downloaded
	7. and used by Chinese Android
	8. phone owners
	9.
	10.

Top Free App	1. 王者荣耀
Downloads-	2. QQ
iOS	3. 微信
(Jan-Dec 2017)	4. 支付宝 - 让生活更简单
	5. 滴滴出行-专车打车出行·旅游攻略必备
	6. 腾讯视频-鬼吹灯之黄皮子坟全网独播
	7. 爱奇艺-美味奇缘全网首播
	8. ofo共享单车-超好骑的小黄车共享平台
	9. Faceu激萌
	10. 淘宝-双十二购物·移动生活社区

Internet

% of Population Using the Internet:	53.20% (2016)
	10.52% (2006)

Internet Access by Device Type:	41.25% Desktop
(September, 2017)	2.02% Tablet
	56.73% Mobile

Internet Freedom:	Not Free
-------------------	----------

Top Websites:	1. 百度一下, 你就知道	6. 搜狐
	2. 腾讯首页	7. 搜狗搜索引擎-上网从搜狗开始
	3. 淘宝网	8. 新浪首页
	4. Tmall.com	9. 你的一点更好看
	5. 京东	10. 微博-随时随地发现新鲜事

Mobile High Speed "Broadband" Subscriptions/Inhabitants: 66.8%

Cost of 500MB Mobile Broadband	
(prepaid) as % of Income (GNI):	0.7%

Social Media

Top Messaging App:	WeChat
--------------------	------------------------

Top Social Media Site:	Qzone
------------------------	-----------------------

Facebook Penetration:	0.1% (of total population, 06/17)
-----------------------	-----------------------------------

Top Facebook Accounts:	1. Taylor Swift
	2. Facebook
	3. Adele
	4. Texas HoldEm Poker
	5. 周杰倫 Jay Chou
	6. Barack Obama
	7. Avril Lavigne
	8. Boyya Texas Poker
	9. BBC News
	10. 陳奕迅Eason Chan

Top Twitter Accounts:	1. China Xinhua News
	2. Kai-Fu Lee
	3. BBC Chinese
	4. New China 中文
	5. zhoumi周觅
	6. 田原総一郎
	7. Yicai Global 第一财经
	8. Richard Yap
	9. 纽约时报中文网
	10. 海野俊明 Unno Toshiaki

Top YouTube Channels:	1. 湖南卫视芒果TV官方频道
	2. SMG上海电视台官方频道
	3. 江苏卫视官方频道
	4. 中国浙江卫视官方频道
	5. 腾讯视频TencentVideo
	6. INFINI HD 4K
	7. 菜渣
	8. 謝和弦 R-chord
	9. 美国之音中文网
	10. CCTV中国中央电视台

Guinea

General

Demographics:	Population-	12,395,924	
	Median Age-	18.4; Life Expectancy-	60.9
	Urban/Rural-	38% / 62%	
Top Languages:	Mandingo-	7,255,100	
	Maninkakan (Eastern)-	3,000,000	
	Pular-	2,550,000	
Religion:	Christian-	4.2%, Unreached-	86.8%
	Persecution of Christians-	N/A	
Other:	Adult Literacy-	30.4%, Avg. Annual	
	Income (GNI) Per Person-	\$670	

Mobile

Mobile Phone Subscriptions	85.33% (2016)
as a % of the Population:	N/A% (2006)

Mobile Operating System:	1. "Other" (70.7%)
(as of 08/16)	2. Android (15.1%)
	3. Series 40/S40 (9.6%)
	4. MAUI (2.0%)
	5. MTK/Nucleus (0.7%)

Top Handsets:	1. Nokia 6280 (7.4%)
(as of 08/16)	2. Samsung GT-E2121 (2.4%)
	3. Google Nexus 5 (1.6%)
	4. TECNO P5 (0.8%)
	5. Maui (0.7%)
	6. LG A390 (0.6%)
	7. TECNO TECNO-Y6 (0.5%)
	8. TECNO TECNO-Y2 (0.5%)
	9. Tianyu A930 (0.4%)
	10. Samsung Ch@t 222 (0.4%)

Top Free App	1. N/A
Downloads-	2. N/A
Android	3. N/A
(Jan-Dec 2017)	4. N/A
	5. N/A
	6. N/A
	7. N/A
	8. N/A
	9. N/A
	10. N/A

Top Free App	1. N/A
Downloads-	2. N/A
iOS	3. N/A
(Jan-Dec 2017)	4. N/A
	5. N/A
	6. N/A
	7. N/A
	8. N/A
	9. N/A
	10. N/A

Internet

% of Population Using the Internet:	9.80% (2016)
	0.64% (2006)

Internet Access by Device Type:	8.26% Desktop
(September, 2017)	1.37% Tablet
	90.37% Mobile

Internet Freedom:	N/A
-------------------	-----

Top Websites:	1. Google	6. Guineenews
	2. YouTube	7. Google.fr
	3. Facebook	8. Africa Guinea
	4. Yahoo	9. Wikipedia
	5. Orange Guinea	10. Pornographic

Mobile High Speed "Broadband" Subscriptions/Inhabitants:	15.0%
--	-------

Cost of 500MB Mobile Broadband	
(prepaid) as % of Income (GNI):	9.0%

Social Media

Top Messaging App:	Messenger
--------------------	-----------

Top Social Media Site:	Facebook
------------------------	----------

Facebook Penetration:	11.5% (of total population, 12/17)
-----------------------	------------------------------------

Top Facebook Accounts:	1. AfriPulse F
	2. VOA Afrique
	3. Black M
	4. FRANCE 24
	5. Tam - Tam
	6. Samuel Eto'o
	7. itel Mobile
	8. Football.fr
	9. RFI
	10. Orange Football Club

Top Twitter Accounts:	1. Gouvernement GN
	2. UNICEF Guinea
	3. AmbaFrance en Guinée
	4. MTN Guinée
	5. Orange
	6. Virgin Holidays Help
	7. Canada en Guinée
	8. VivoEnergyGuinée
	9. N/A
	10. N/A

Top YouTube Channels:	1. ETI SA
	2. N/A
	3. N/A
	4. N/A
	5. N/A
	6. N/A
	7. N/A
	8. N/A
	9. N/A
	10. N/A

India

General

Demographics:	Population- 1,324,171,354 Median Age- 28.3; Life Expectancy- 68.9 Urban/Rural- 33% / 67%
Top Languages:	Hindi- 258,000,000 (L1 Speakers) 120,000,000 (L2 Speakers) English- 200,000,000 (L2 Speakers) Bengali- 82,500,000
Religion:	Christian- 2.1%, Unreached- 95% Persecution of Christians- 73 (on a scale of 1-100 with 100 being the worst)
Other:	Adult Literacy- 71.4%, Avg. Annual Income (GNI) Per Person- \$1,670

Mobile

Mobile Phone Subscriptions as a % of the Population:	86.95% (2016) 14.52% (2006)
Mobile Operating System: (as of 08/16)	1. Android (65.9%) 2. Series 40/S40 (11.9%) 3. Windows (2.6%) 4. Samsung (2.4%) 5. Symbian/S60 (2.3%)
Top Handsets: (as of 08/16)	1. Google Nexus 5 (4.2%) 2. Nokia Asha 203 (2.2%) 3. Samsung Galaxy J2 (1.9%) 4. Samsung Galaxy J7 (1.6%) 5. Apple iPhone (1.5%) 6. Samsung Galaxy Star Pro (1.1%) 7. Samsung Galaxy Core 2 (1.0%) 8. Samsung Galaxy J5 (0.9%) 9. Samsung C3312 Duos (0.9%) 10. Lenovo A6000 (0.9%)
Top Free App Downloads- Android (Jan-Dec 2017)	1. WhatsApp 2. Messenger 3. SHAREit: File Transfer, Sharing 4. UC Browser - Fast Download 5. Hotstar TV Movies Live Cricket 6. Facebook 7. MyJio 8. Truecaller: Caller ID & Dialer 9. MX Player 10. JioTV Live Sports Movies Shows
Top Free App Downloads- iOS (Jan-Dec 2017)	1. WhatsApp 2. YouTube 3. Facebook 4. Messenger 5. Instagram 6. SHAREit - Connect & Transfer 7. Google Maps 8. Truecaller - Spam Identification & Block 9. Paytm - Payments, Wallet & Recharges 10. Hotstar TV Movies Live Cricket

Internet

% of Population Using the Internet:	25.55% (2016) 2.81% (2006)
Internet Access by Device Type: (September, 2017)	21.52% Desktop 0.70% Tablet 77.79% Mobile
Internet Freedom:	Partly Free
Top Websites:	1. Google.co.in 6. Yahoo 2. Google 7. Wikipedia 3. YouTube 8. Flipkart 4. Facebook 9. Online SBI 5. Amazon.in 10. Pornographic
Mobile High Speed "Broadband" Subscriptions/Inhabitants:	16.8%
Cost of 500MB Mobile Broadband (prepaid) as % of Income (GNI):	1.9%

Social Media

Top Messaging App:	WhatsApp
Top Social Media Site:	Facebook
Facebook Penetration:	18.0% (of total population, 06/17)
Top Facebook Accounts:	1. Narendra Modi 2. Virat Kohli 3. Indian Cricket Team 4. Sachin Tendulkar 5. Yo! Yo! Honey Singh 6. Kapil sharma 7. Amitabh Bachchan 8. Salman Khan 9. Shreya Ghoshal 10. Facebook
Top Twitter Accounts:	1. Narendra Modi 2. Shah Rukh Khan 3. Amitabh Bachchan 4. Salman Khan 5. Akshay Kumar 6. PMO India 7. Sachin Tendulkar 8. Virat Kohli 9. Deepika Padukone 10. Aamir Khan
Top YouTube Channels:	1. T-Series 2. SET India 3. zeetv 4. Zee Music Company 5. CVS 3D Rhymes 6. Eros Now 7. SAB TV 8. YRF 9. Colors TV 10. Speed Records

Indonesia

General

Demographics:	Population-	261,115,456	
	Median Age-	28.0; Life Expectancy-	69.5
	Urban/Rural-	54% / 46%	
Top Languages:	Indonesian-	122,800,000 (L1 Speakers)	
		175,000,000 (L2 Speakers)	
	Javanese-	84,300,000	
	Sundanese-	34,000,000	
Religion:	Christian-	12.8%, Unreached-	63.6%
	Persecution of Christians-	55 (on a scale of	1-100 with 100 being the worst)
Other:	Adult Literacy-	93.7%, Avg. Annual	
	Income (GNI) Per Person-	\$3,400	

Mobile

Mobile Phone Subscriptions as a % of the Population: 149.13% (2016) 28.02% (2006)

Mobile Operating System: (as of 08/16)

1. [Android](#) (62.8%)
2. [Series 40/S40](#) (14.7%)
3. [Blackberry](#) (8.7%)
4. Samsung (5.2%)
5. [Windows](#) (3.2%)

Top Handsets: (as of 08/16)

1. [Google Nexus 5](#) (2.6%)
2. [Samsung Galaxy V Duos](#) (2.3%)
3. [Nokia X2-01](#) (1.9%)
4. [Blackberry Curve 9320](#) (1.5%)
5. [Samsung Galaxy J1 Ace](#) (1.4%)
6. [Nokia Asha 210](#) (1.4%)
7. [Asus Zenfone C](#) (1.3%)
8. [Samsung Galaxy J5](#) (1.2%)
9. [Samsung Galaxy Young 2](#) (1.2%)
10. [Samsung Galaxy Y S5360](#) (1.2%)

Top Free App Downloads- Android (Jan-Dec 2017)

1. [WhatsApp](#)
2. [Messenger](#)
3. [SHAREit: File Transfer, Sharing](#)
4. [Instagram](#)
5. [Facebook Lite](#)
6. [BBM](#)
7. [Facebook](#)
8. [UC Browser - Fast Download](#)
9. [Mobile Legends: Bang Bang](#)
10. [UC News - News, Cricket, Video](#)

Top Free App Downloads- iOS (Jan-Dec 2017)

1. [WhatsApp](#)
2. [Instagram](#)
3. [YouTube](#)
4. [Line](#)
5. [Facebook](#)
6. [JOOX Music](#)
7. [GO-JEK](#)
8. [Grab - Ride Hailing App](#)
9. [Mobile Legends: Bang Bang](#)
10. [Messenger](#)

Internet

% of Population Using the Internet: 25.37% (2016) 4.76% (2006)

Internet Access by Device Type: (September, 2017)

22.73% Desktop
1.72% Tablet
75.55% Mobile

Internet Freedom: Partly Free

Top Websites:

1. [Google.co.id](#)
2. [Google](#)
3. [YouTube](#)
4. [Tribunnews](#)
5. [Detik](#)
6. [Blogspot.co.id](#)
7. [Tokopedia](#)
8. [LAZADA](#)
9. [Yahoo](#)
10. [Facebook](#)

Mobile High Speed "Broadband" Subscriptions/Inhabitants: 67.3%

Cost of 500MB Mobile Broadband (prepaid) as % of Income (GNI): 1.4%

Social Media

Top Messaging App: WhatsApp

Top Social Media Site: Facebook

Facebook Penetration: 47.8% (of total population, 06/17)

Top Facebook Accounts:

1. [Texas HoldEm Poker](#)
2. [Mario Teguh](#)
3. [Real Madrid C.F.](#)
4. [Kompas.com](#)
5. [FC Barcelona](#)
6. [Cristiano Ronaldo](#)
7. [Manchester United](#)
8. [Facebook](#)
9. [Harry Potter](#)
10. [Prabowo Subianto](#)

Top Twitter Accounts:

1. [AGNEZ MO](#)
2. [raditya dika](#)
3. [detikcom](#)
4. [Ramalan Indonesia](#)
5. [luna maya](#)
6. [Cinema XXI](#)
7. [Sherina Sinna](#)
8. [kata kata bijak](#)
9. [METRO TV](#)
10. [Afgan](#)

Top YouTube Channels:

1. [RCTI - LAYAR DRAMA INDONESIA](#)
2. [Indosiar](#)
3. [Netmediatama](#)
4. [Musica Studio's](#)
5. [Trinity Optima Production](#)
6. [NAGASWARA Official Video](#)
7. [Indonesian Idol](#)
8. [Lifia Niala](#)
9. [TRANS TV Official](#)
10. [Ini Talk Show](#)

Iran

General

Demographics:	Population-	80,277,428	
	Median Age-	29.5; Life Expectancy-	75.1
	Urban/Rural-	74% / 26%	
Top Languages:	Persian (Iranian)-	48,700,000	
	Azerbaijani (South)-	12,100,000	
	Kurdish (Central)-	3,250,000	
Religion:	Christian-	0.9%, Unreached-	99.6%
	Persecution of Christians-	85 (on a scale of 1-100 with 100 being the worst)	
Other:	Adult Literacy-	90.6%, Avg. Annual Income (GNI) Per Person-	\$5,470

Mobile

Mobile Phone Subscriptions as a % of the Population:	100.07% (2016)
	21.68% (2006)

Mobile Operating System: (as of 08/16)	1. Android (52.0%)
	2. Series 40/S40 (22.2%)
	3. Symbian/S60 (7.7%)
	4. Windows (5.1%)
	5. Sony-Ericsson (2.5%)

Top Handsets: (as of 08/16)	1. Nokia 206 (4.4%)
	2. Apple iPhone (2.1%)
	3. Nokia X2-00 (1.2%)
	4. Samsung Galaxy J5 (1.0%)
	5. Nokia 208 (1.0%)
	6. Samsung Galaxy Star Pro (0.9%)
	7. Nokia X2-02 (0.9%)
	8. Samsung S3850 Corby II (0.7%)
	9. Nokia N8 (0.7%)
	10. Nokia Asha 308 (0.7%)

Top Free App Downloads- Android (Jan-Dec 2017)	1. N/A
	2. N/A
	3. N/A
	4. N/A
	5. N/A
	6. N/A
	7. N/A
	8. N/A
	9. N/A
	10. N/A

Top Free App Downloads- iOS (Jan-Dec 2017)	1. N/A
	2. N/A
	3. N/A
	4. N/A
	5. N/A
	6. N/A
	7. N/A
	8. N/A
	9. N/A
	10. N/A

Internet

% of Population Using the Internet:	53.23% (2016)
	8.76% (2006)

Internet Access by Device Type: (September, 2017)	52.89% Desktop
	1.54% Tablet
	45.57% Mobile

Internet Freedom:	Not Free
-------------------	----------

Top Websites:	1. Google	6. Wikipedia
	2. اينارات	7. شايرك
	3. ديجي كالا	8. Yahoo
	4. ورزش سه	9. نمناك
	5. Instagram	10. تلويون

Mobile High Speed "Broadband" Subscriptions/Inhabitants:	33.8%
--	-------

Cost of 500MB Mobile Broadband (prepaid) as % of Income (GNI):	0.5%
--	------

Social Media

Top Messaging App:	Telegram
--------------------	----------

Top Social Media Site:	Facenama فيس نما
------------------------	--

Facebook Penetration:	21.2% (of total population, 06/17)
-----------------------	------------------------------------

Top Facebook Accounts:	1. Manoto TV
	2. SHADMEHR AGHILI
	3. Ebi
	4. YAS
	5. Dariush Eghbali
	6. Shakira
	7. BBC Persian
	8. Siavash Ghomayshi
	9. Golshifteh Farahani
	10. VOA Persian

Top Twitter Accounts:	1. Javad Zarif
	2. Sami Yusuf
	3. Hassan Rouhani
	4. @alam news
	5. VOA Farsi
	6. حسن روحاني
	7. Khamenei.ir
	8. RadioFarda راديو فردا
	9. سعد الشريقي
	10. روزنامه شرق

Top YouTube Channels:	1. Arash
	2. VOA Farsi
	3. msoltan
	4. Velayat Tv
	5. Sahar Azeri
	6. قناة الكوثر الفضائية Alkawthar Tv Channel
	7. PressTV Mobile
	8. kerrygoldgrassfed
	9. Mitsubishi Ireland
	10. رجانيوز بلاس

Iraq

General

Demographics:	Population-	37,202,572	
	Median Age-	19.4; Life Expectancy-	70.1
	Urban/Rural-	70% / 30%	
Top Languages:	Arabic (Mesopotamian)-	13,400,000	
	Arabic (N. Mesopotamian)-	7,570,000	
	Kurdish (Central)-	4,000,000	
Religion:	Christian-	1.4%, Unreached-	98.0%
	Persecution of Christians-	86 (on a scale of 1-100 with 100 being the worst)	
Other:	Adult Literacy-	79.5%, Avg. Annual	
	Income (GNI) Per Person-	\$5,420	

Mobile

Mobile Phone Subscriptions as a % of the Population:	82.18% (2016)
	33.30% (2006)
Mobile Operating System: (as of 08/16)	<ol style="list-style-type: none"> 1. Android (67.6%) 2. Symbian/S60 (15.7%) 3. Series 40/S40 (7.8%) 4. iOS (6.5%) 5. Windows (0.7%)
Top Handsets: (as of 08/16)	<ol style="list-style-type: none"> 1. Apple iPhone (7.6%) 2. Nokia N8 (6.3%) 3. Samsung Galaxy S3 Neo (5.7%) 4. Samsung Galaxy S3 Neo I (3.8%) 5. Samsung Galaxy Grand I9082 (2.8%) 6. Samsung Galaxy S Duos S7562 (2.5%) 7. Samsung Galaxy Grand 2 (2.1%) 8. Nokia Asha 310 (2.0%) 9. Nokia Asha 311 (2.0%) 10. Samsung Galaxy S Duos 2 (1.8%)
Top Free App Downloads- Android (Jan-Dec 2017)	<ol style="list-style-type: none"> 1. N/A 2. N/A 3. N/A 4. N/A 5. N/A 6. N/A 7. N/A 8. N/A 9. N/A 10. N/A
Top Free App Downloads- iOS (Jan-Dec 2017)	<ol style="list-style-type: none"> 1. N/A 2. N/A 3. N/A 4. N/A 5. N/A 6. N/A 7. N/A 8. N/A 9. N/A 10. N/A

Internet

% of Population Using the Internet:	21.23% (2016)
	0.95% (2006)
Internet Access by Device Type: (September, 2017)	17.39% Desktop 4.31% Tablet 78.30% Mobile
Internet Freedom:	N/A
Top Websites:	<ol style="list-style-type: none"> 1. YouTube 2. Google.ig 3. Facebook 4. Google 5. Shabakaty 6. Yahoo 7. Instagram 8. Wikipedia 9. Pornographic 10. Twitter
Mobile High Speed "Broadband" Subscriptions/Inhabitants:	16.4%
Cost of 500MB Mobile Broadband (prepaid) as % of Income (GNI):	2.1%

Social Media

Top Messaging App:	Messenger
Top Social Media Site:	Facebook
Facebook Penetration:	36.2% (of total population, 06/17)
Top Facebook Accounts:	<ol style="list-style-type: none"> 1. Zain Iraq 2. Asiacell 3. Samsung 4. البيغاديه 5. MBC1 6. شبكة شكو ماکو ShkwMakw 7. كاظم الساهر Kadim Al Sahir 8. تقف نفسك 9. قناة السومرية Alsumaria TV 10. برنامج ولاية بطيخ
Top Twitter Accounts:	<ol style="list-style-type: none"> 1. كاظم الساهر 2. السومرية-السومرية AlsumariaTV 3. العربية العراق 4. يونس محمود 5. الحررة عراق 6. Zain Iraq 7. Asiacell 8. د. حنان الفتلاوي 9. Haider Al-Abadi 10. Parwaz Hussein
Top YouTube Channels:	<ol style="list-style-type: none"> 1. الرماس ميوزك 2. باسم الكربلائي / Basim Karbalaee 3. ولاية بطيخ Melon City Show 4. Ameer Alabadi 5. Vin TV 6. السومرية Alsumaria 7. البشير شو - Albasher Show 8. الشاييب Alshyeb 9. شبكة اوتار AwtarMp3 10. قناة افاق الفضائية

Israel (not including Palestinian Territories)

General

Demographics:	Population-	8,547,100	
	Median Age-	30.2; Life Expectancy-	82.7
	Urban/Rural-	92% / 8%	
Top Languages:	Hebrew-	4,380,000	
	Arabic (South Levantine)-	1,210,000	
	Russian-	750,000	
Religion:	Christian-	1.5%, Unreached-	99.0%
	Persecution of Christians-	N/A	
Other:	Adult Literacy-	N/A, Avg. Annual	
	Income (GNI) Per Person-	\$37,400	

Mobile

Mobile Phone Subscriptions	131.67% (2016)
as a % of the Population:	124.34% (2006)

Mobile Operating System:	1. Windows (35.0%)
(as of 08/16)	2. Android (32.8%)
	3. iOS (5.6%)
	4. Series 40/S40 (3.1%)
	5. Symbian/S60 (0.8%)

Top Handsets:	1. Apple iPhone (4.8%)
(as of 08/16)	2. Nokia 208 (2.3%)
	3. Samsung Galaxy S5 (1.4%)
	4. LG G3 (1.3%)
	5. Samsung Galaxy S3 Neo I (1.0%)
	6. Samsung Galaxy S4 (0.9%)
	7. Samsung Galaxy S6 (0.8%)
	8. Samsung Galaxy S3 Neo (0.7%)
	9. Samsung Galaxy J7 (0.7%)
	10. Samsung Galaxy J5 (0.6%)

Top Free App	1. WhatsApp
Downloads-	2. Messenger
Android	3. Instagram
(Jan-Dec 2017)	4. Facebook
	5. Wish- Shopping Made Fun
	6. Snapchat
	7. Waze- GPS, Maps & Traffic
	8. Truecaller: Caller ID & Dialer
	9. Sandbox - Color by Number Coloring Pages
	10. Clash Royale

Top Free App	1. WhatsApp
Downloads-	2. YouTube
iOS	3. Instagram
(Jan-Dec 2017)	4. Facetune 2
	5. Messenger
	6. iMusic - Video Music Player & Streamer
	7. Snapchat
	8. Waze Navigation & Live Traffic
	9. גרפון ישראל
	10. Wish - Shopping Made Fun

Internet

% of Population Using the Internet:	79.78% (2016)
	27.88% (2006)

Internet Access by Device Type:	49.36% Desktop
(September, 2017)	2.58% Tablet
	48.07% Mobile

Internet Freedom:	N/A
-------------------	-----

Top Websites:	1. Google.co.il	6. Wikipedia
	2. Google	7. Walla
	3. YouTube	8. AliExpress
	4. Facebook	9. eBay
	5. ynet	10. OK.ru

Mobile High Speed "Broadband" Subscriptions/Inhabitants:	93.4%
--	-------

Cost of 500MB Mobile Broadband	
(prepaid) as % of Income (GNI):	0.5%

Social Media

Top Messaging App:	WhatsApp
--------------------	----------

Top Social Media Site:	Facebook
------------------------	----------

Facebook Penetration:	58.9% (of total population, 06/17)
-----------------------	------------------------------------

Top Facebook Accounts:	1. Texas HoldEm Poker
	2. ynet
	3. הצינור
	4. شبكة قدس الإخبارية
	5. Shehab News Agency
	6. ידיעות אחרונות
	7. וואלה! חדשות
	8. mako
	9. סופר-פארם Super-Pharm
	10. القدس - alquds

Top Twitter Accounts:	1. Gal Gadot
	2. Ron Shimshilashvili
	3. عزמי يشارة
	4. Benjamin Netanyahu
	5. Bar Refaeli
	6. IDF
	7. PM of Israel
	8. Benny Hinn
	9. ישראל ישראל
	10. Meital Dohan

Top YouTube Channels:	1. Fozi Mozi
	2. The Living Tombstone
	3. EyalGolanOfficial
	4. עומר אדם - הערוץ הרשמי
	5. HOT
	6. דודו אהרון הערוץ הרשמי
	7. מוזיקה ישראלית
	8. סטטיק וכן אל תבורי - העמוד הרשמי
	9. reshetty
	10. שרטונים - Srutonim

Japan



General

Demographics:	Population-	126,994,511	
	Median Age-	46.4; Life Expectancy-	84.0
	Urban/Rural-	94% / 6%	
Top Languages:	Japanese-	127,000,000	
	Okinawan (Central)-	984,000	
	Korean-	905,000	
Religion:	Christian-	2.2%, Unreached-	97.8%
	Persecution of Christians-	N/A	
Other:	Adult Literacy-	N/A, Avg. Annual	
	Income (GNI) Per Person-	\$37,930	

Mobile

Mobile Phone Subscriptions	129.75% (2016)
as a % of the Population:	78.52% (2006)

Mobile Operating System:	1. Windows (34.6%)
(as of 08/16)	2. Android (33.2%)
	3. iOS (28.0%)
	4. Blackberry (1.4%)
	5. Symbian/S60 (0.2%)

Top Handsets:	1. Apple iPhone (26.5%)
(as of 08/16)	2. Google Nexus One (2.1%)
	3. Blackberry Bold 9700 (0.7%)
	4. Blackberry Bold 9780 (0.4%)
	5. Samsung Galaxy Note 3 (0.2%)
	6. Samsung Galaxy J7 (0.2%)
	7. Samsung Galaxy Grand Prime (0.2%)
	8. Lenovo A6000 (0.2%)
	9. Google Nexus 5 (0.2%)
	10. Blackberry Bold Touch 9900 (0.2%)

Top Free App Downloads- Android (Jan-Dec 2017)	1. LINE: Free Calls & Messages
	2. Yahoo! JAPAN 無料でニュースに検索、天気予報も
	3. TopBuzz無料動画: 暇つぶし
	4. Yahoo!天気 雨雲の接近や台風進路がわかる天気予報アプリ
	5. DELISH KITCHEN - レシピ動画で簡単料理
	6. AbemaTV-無料インターネットテレビ局
	7. SNOW - Selfie, Motion sticker
	8. Animal Crossing: Pocket Camp
	9. フリマアプリ「メルカリ」オークションよりかんたん
	10. クラシル - レシピ数No.1料理動画アプリ

Top Free App Downloads- iOS (Jan-Dec 2017)	1. LINE
	2. DELISH KITCHEN - レシピ動画で料理が簡単に。無料のレシピ動画アプリ
	3. Instagram
	4. Spotify -音楽ストーリーミングサービス
	5. kurashiru「クラシル」-料理レシピ動画No.1
	6. Music FM 音楽全て無制限で聴き放題
	7. Music FM! 全て無制限で聴き放題!!!
	8. 荒野行動
	9. AbemaTV-無料インターネットテレビ局
	10. 頭が良くなる 一筆書き バズルゲーム 1LINE

Internet

% of Population Using the Internet:	92.00% (2016)
	68.69% (2006)
Internet Access by Device Type: (September, 2017)	69.64% Desktop
	4.42% Tablet
	25.94% Mobile
Internet Freedom:	Free
Top Websites:	1. Google.co.jp
	2. Google
	3. Yahoo.co.jp
	4. YouTube
	5. Amazon.co.jp
	6. Twitter
	7. Facebook
	8. Rakuten
	9. Fc2
	10. niconico

Mobile High Speed "Broadband" Subscriptions/Inhabitants: 131.9%

Cost of 500MB Mobile Broadband (prepaid) as % of Income (GNI):	1.5%
---	------

Social Media

Top Messaging App:	Line
Top Social Media Site:	Twitter
Facebook Penetration:	20.6% (of total population, 06/17)
Top Facebook Accounts:	1. 楽天市場 (Rakuten, Inc.)
	2. Facebook (Japan)
	3. Facebook navi (フェイスブックナビ)
	4. tickit
	5. pairs - ペアーズ
	6. ソフトバンク (SoftBank)
	7. DELISH KITCHEN - デリッシュキッチン
	8. サッカー日本代表
	9. Amazon.co.jp (アマゾン)
	10. コカ・コーラ (Coca-Cola)
Top Twitter Accounts:	1. 有吉弘行
	2. 松本人志
	3. きやりーばみゆばみゆ
	4. ROLA
	5. スターバックス コーヒー
	6. はじめしゃちょー (hajime)
	7. 広瀬すず
	8. 三村マサカズ
	9. BTS JAPAN OFFICIAL
	10. 小嶋 陽菜
Top YouTube Channels:	1. avex
	2. はじめしゃちょー (hajime)
	3. HikakinTV
	4. Kan & Aki's CHANNEL
	5. せんももあいチャンネル Sen, Momo & Ai Channel
	6. SeikinTV
	7. 兄者弟者
	8. 赤髪のともものゲーム実況チャンネル!!
	9. UNIVERSAL MUSIC JAPAN
	10. AKB48

Jordan

General

Demographics:	Population-	9,455,802	
	Median Age-	22.1; Life Expectancy-	74.5
	Urban/Rural-	84% / 16%	
Top Languages:	Arabic (South Levantine)-	3,590,000	
	Arabic (Levantine Bedawi)-	3,830,000	
	Adyghe (i.e. Circassian)-	78,000	
Religion:	Christian-	2.1%, Unreached-	94.3%
	Persecution of Christians-	63 (on a scale of 1-100 with 100 being the worst)	
Other:	Adult Literacy-	94.5%, Avg. Annual Income (GNI) Per Person-	\$3,920

Mobile

Mobile Phone Subscriptions as a % of the Population:	196.31% (2016)	80.00% (2006)								
Mobile Operating System: (as of 08/16)	1. Android (57.9%)	2. Series 40/S40 (20.2%)	3. Symbian/S60 (10.1%)	4. Blackberry (2.7%)	5. iOS (2.1%)					
Top Handsets: (as of 08/16)	1. Samsung Galaxy Grand Neo (4.2%)	2. Nokia XL (3.7%)	3. Nokia C3 (3.0%)	4. Nokia Asha 311 (2.6%)	5. Nokia N8 (2.5%)	6. Samsung Galaxy Grand Prime (2.4%)	7. Nokia 500 (2.3%)	8. Nokia X2-01 (1.9%)	9. Samsung Galaxy Grand 2 (1.8%)	10. Apple iPhone (1.8%)
Top Free App Downloads- Android (Jan-Dec 2017)	1. WhatsApp	2. Messenger	3. Facebook	4. Snapchat	5. imo free video calls and chat	6. Instagram	7. Truecaller - Caller ID & Block	8. 8 Ball Pool	9. JollyChic-Online Shopping Mall	10. Subway Surfers
Top Free App Downloads- iOS (Jan-Dec 2017)	1. WhatsApp	2. Facebook	3. Messenger	4. Snapchat	5. YouTube	6. Instagram	7. imo free video calls and chat	8. JollyChic-Online Mall for Hot Fashion Shopping	9. Bitmoji - Your Personal Emoji	10. Tubidy Video HD

Internet

% of Population Using the Internet:	62.30% (2016)	13.87% (2006)								
Internet Access by Device Type: (September, 2017)	36.09% Desktop	1.87% Tablet	62.04% Mobile							
Internet Freedom:	Partly Free									
Top Websites:	1. YouTube	6. وكالة أنباء سرايا	2. Google.jo	7. الوكيل الاخباري	3. Google	8. وكالة عمون الاخبارية	4. Facebook	9. Wikipedia	5. Yahoo	10. Twitter

Mobile High Speed "Broadband" Subscriptions/Inhabitants: 118.8%

Cost of 500MB Mobile Broadband (prepaid) as % of Income (GNI): 1.3%

Social Media

Top Messaging App:	WhatsApp									
Top Social Media Site:	Facebook									
Facebook Penetration:	60.9% (of total population, 06/17)									
Top Facebook Accounts:	1. Mohammad Al Wakeel	2. Ro'ya - رؤى	3. The Royal Hashemite Court	4. Queen Rania	5. الصفحة الرسمية للشيخ د	6. Orange	7. تقف نفسك	8. Samsung	9. Radio Amen FM إذاعة الأمن العام	10. Ahmad AlShugairi - أحمد
Top Twitter Accounts:	1. Rania Al Abdullah	2. Ola Al Fares	3. الراي - أخبار الأردن	4. رؤيا	5. عبدالله بن الحسين	6. Noor Al Hussein	7. جريدة الغد	8. RHC	9. لينة ملكاوي	10. Ali Al Hussein
Top YouTube Channels:	1. kameeshchannel	2. NOON Channel - قناة نون	3. Donya Ya Donya	4. Roya TV	5. N2OComedy	6. Toni Qattan	7. Visit Jordan	8. fooqalsada	9. Alwakeel news	10. أندرويد باشا Android Basha

Kyrgyzstan



General

Demographics:	Population-	6,082,700	
	Median Age-	25.3; Life Expectancy-	71.0
	Urban/Rural-	36% / 64%	
Top Languages:	Kyrgyz	3,830,000	
	Uzbek (Northern)	773,000	
	Russian	482,000	
Religion:	Christian-	6.1%, Unreached-	90.9%
	Persecution of Christians-	N/A	
Other:	Adult Literacy-	99.5%, Avg. Annual	
	Income (GNI) Per Person-	\$1,100	

Mobile

Mobile Phone Subscriptions	131.38% (2016)
as a % of the Population:	24.83% (2006)

Mobile Operating System:	1. Android (45.5%)
(as of 08/16)	2. Series 40/S40 (27.0%)
	3. Symbian/S60 (16.2%)
	4. Windows (2.8%)
	5. Windows Phone (2.1%)

Top Handsets:	1. Nokia 206 (3.8%)
(as of 08/16)	2. Nokia 5228 (2.1%)
	3. Samsung Galaxy J1 Ace (2.0%)
	4. Nokia N8 (2.0%)
	5. Nokia 500 (1.9%)
	6. Nokia Asha 308 (1.7%)
	7. Nokia 301 (1.7%)
	8. Samsung Galaxy Star Pro (1.6%)
	9. Nokia X2-01 (1.6%)
	10. Nokia Asha 311 (1.6%)

Top Free App	1. WhatsApp
Downloads-	2. Instagram
Android	3. OK.RU
(Jan-Dec 2017)	4. SHAREit: File Transfer, Sharing
	5. Lalafo buy & sell classifieds
	6. Subway Surfers
	7. imo free video calls and chat
	8. YouCam Perfect - Selfie Pro
	9. My Talking Tom
	10. Snapchat

Top Free App	1. WhatsApp
Downloads-	2. Instagram
iOS	3. YouTube
(Jan-Dec 2017)	4. VK
	5. Музыка ВКонтакте Оффлайн
	6. Facebook
	7. Snapchat
	8. OK.RU
	9. Free Music Offline - Mp3 Streamer Playlist Manager
	10. Yandex.Taxi

Internet

% of Population Using the Internet:	34.5% (2016)
	12.31% (2006)

Internet Access by Device Type:	68.33% Desktop
(September, 2017)	1.63% Tablet
	30.04% Mobile

Internet Freedom:	Partly Free
-------------------	-------------

Top Websites:	1. Google	6. Yandex.ru
	2. YouTube	7. AKIpress
	3. OK.ru	8. TS.kg
	4. VK	9. Instagram
	5. Mail.ru	10. Элькат

Mobile High Speed "Broadband" Subscriptions/Inhabitants:	46.1%
--	-------

Cost of 500MB Mobile Broadband	
(prepaid) as % of Income (GNI):	1.0%

Social Media

Top Messaging App:	WhatsApp
--------------------	----------

Top Social Media Site:	Odnoklassniki (OK.ru)
------------------------	-----------------------

Facebook Penetration:	5.9% (of total population, 06/17)
-----------------------	-----------------------------------

Top Facebook Accounts:	1. Kaktus Media
	2. Azattyk Media
	3. AKIpress
	4. AdME.ru
	5. Омурбек Бабанов
	6. Все про женщин и мужчин
	7. O.kg
	8. Samsung
	9. В мире чудес
	10. Kyrgyz Azattyk Unalgysy

Top Twitter Accounts:	1. Город 312
	2. Valentina Shevchenko
	3. Kaktus Media
	4. U.S. Embassy Bishkek
	5. Edil Baisalov
	6. AKIpress
	7. K-News
	8. КТРК
	9. Roza Otunbayeva
	10. Дастан Бекешев

Top YouTube Channels:	1. Azattyk
	2. Насаат Медиа
	3. Новости Кыргызстана
	4. BBC Kyrgyz
	5. Интернет-маркетплейс Svetofor.info
	6. Lemur Kids
	7. My AUCA
	8. USEmbassyBishkek
	9. Adver Production
	10. Андрей Булава

Laos

General

Demographics:	Population-	6,758,353	
	Median Age-	22.7; Life Expectancy-	65.4
	Urban/Rural-	40% / 60%	
Top Languages:	Lao-	3,070,000 (L1 Speakers)	
		800,000 (L2 Speakers)	
	Khmu-	614,000	
	Phu Thai-	187,000	
Religion:	Christian-	3.4%, Unreached-	81.5%
	Persecution of Christians-	64 (on a scale of	1-100 with 100 being the worst)
Other:	Adult Literacy-	79.6%, Avg. Annual	
	Income (GNI) Per Person-	\$2,150	

Mobile

Mobile Phone Subscriptions as a % of the Population:	55.39% (2016)	17.12% (2006)
Mobile Operating System: (as of 08/16)	1. Android (54.9%)	2. Series 40/S40 (18.7%)
	3. iOS (15.8%)	4. Windows (3.0%)
	5. Windows Phone (2.5%)	
Top Handsets: (as of 08/16)	1. Apple iPhone (15.2%)	2. Nokia Asha 311 (3.6%)
	3. Samsung Galaxy J2 (2.6%)	4. Nokia Asha 309 (1.7%)
	5. Samsung Galaxy J7 (1.4%)	6. Samsung Galaxy Core Prime (1.3%)
	7. Samsung Galaxy Grand 2 (1.2%)	8. Nokia Asha 306 (1.2%)
	9. Samsung Galaxy V Duos (1.1%)	10. Samsung Galaxy J5 (1.0%)
Top Free App Downloads- Android (Jan-Dec 2017)	1. N/A	2. N/A
	3. N/A	4. N/A
	5. N/A	6. N/A
	7. N/A	8. N/A
	9. N/A	10. N/A
Top Free App Downloads- iOS (Jan-Dec 2017)	1. WhatsApp	2. Facebook
	3. Messenger	4. YouTube
	5. WeChat	6. LINE
	7. Camera360 - Selfie Sticker Cam	8. iMusic IT
	9. Mobile Legends: Bang Bang	10. Lao Keyboard by Somvang

Internet

% of Population Using the Internet:	21.87% (2016)	1.17% (2006)
Internet Access by Device Type: (September, 2017)	8.75% Desktop	1.73% Tablet
	89.52% Mobile	
Internet Freedom:	N/A	
Top Websites:	1. YouTube	6. Yahoo
	2. Google.la	7. Pornographic
	3. Google	8. Blogger
	4. Facebook	9. Movie2Free
	5. Google.co.th	10. Live.com
Mobile High Speed "Broadband" Subscriptions/Inhabitants:	34.7%	
Cost of 500MB Mobile Broadband (prepaid) as % of Income (GNI):	1.7%	

Social Media

Top Messaging App:	Messenger
Top Social Media Site:	Facebook
Facebook Penetration:	19.9% (of total population, 06/17)
Top Facebook Accounts:	1. ໂທລະໂອ ' ງ THOLAKHONG
	2. Khaosod - ข่าวสด
	3. BBTV Channel7
	4. Take Me Out Thailand
	5. Workpoint Entertainment
	6. Una Studio - ຢູ່ ບາສະຕຸ ດີ ໂອ
	7. เรื่องเล่าเช้านี้
	8. vonvon.me
	9. ทีวีพูล TVPool
	10. ใบเฟิร์น - พิมพ์ชนก ลือวิเศษไพบูลย์
Top Twitter Accounts:	1. LaosInvestmentReview
	2. LIK in Laos
	3. ໂທລະໂອ ' ງ THOLAKHONG
	4. LaosInvestmentReview
	5. La France au Laos
	6. 108Job.LA
	7. Laos Pictures
	8. I
	9. Yula.la
	10. N/A
Top YouTube Channels:	1. Laos Pictures ູ່ ບາສະຕຸ ດີ ໂອ
	2. RFA Laotian ວິ ທຍ ຸ ຄອດ ັ ດ ສ ຣ ັ ນ
	3. VOA Lao
	4. Lao Art Media Official
	5. DIC laos
	6. Chevrolet Laos
	7. Laos Simply Beautiful
	8. Tiger Beer Laos
	9. Toyota Laos
	10. revlon laos

Libya

General

Demographics:	Population-	6,293,253	
	Median Age-	27.2; Life Expectancy-	72.3
	Urban/Rural-	79% / 21%	
Top Languages:	Arabic (Libyan)-	3,220,000	
	Nafusi-	184,000	
	Sign Language (Libyan)-	38,000	
Religion:	Christian-	3.2%, Unreached-	90.1%
	Persecution of Christians-	78 (on a scale of 1-100 with 100 being the worst)	
Other:	Adult Literacy-	90.8%, Avg. Annual Income (GNI) Per Person-	\$6,030

Mobile

Mobile Phone Subscriptions as a % of the Population:	119.78% (2016) 69.07% (2006)
Mobile Operating System: (as of 08/16)	1. Android (56.2%) 2. Series 40/S40 (18.2%) 3. Symbian/S60 (14.3%) 4. iOS (2.1%) 5. Windows (1.4%)
Top Handsets: (as of 08/16)	1. Samsung Galaxy S Duos 2 (4.2%) 2. Nokia N8 (4.2%) 3. Nokia X2-02 (3.0%) 4. Samsung Galaxy S Duos S7562 (2.8%) 5. Samsung Galaxy Star Pro (2.7%) 6. Samsung Galaxy Grand Neo (2.0%) 7. Nokia C5 (2.0%) 8. Samsung Galaxy Grand I9082 (1.9%) 9. Nokia XL (1.8%) 10. Nokia 206 (1.8%)
Top Free App Downloads- Android (Jan-Dec 2017)	1. N/A 2. N/A 3. N/A 4. N/A 5. N/A 6. N/A 7. N/A 8. N/A 9. N/A 10. N/A
Top Free App Downloads- iOS (Jan-Dec 2017)	1. N/A 2. N/A 3. N/A 4. N/A 5. N/A 6. N/A 7. N/A 8. N/A 9. N/A 10. N/A

Internet

% of Population Using the Internet:	20.72% (2016) 4.30% (2006)
Internet Access by Device Type: (September, 2017)	35.59% Desktop 4.14% Tablet 60.27% Mobile
Internet Freedom:	Partly Free
Top Websites:	1. Google.com.ly 6. Yahoo 2. YouTube 7. كورة 3. Facebook 8. Instagram 4. Google 9. Twitter 5. السوقا المفتوح 10. Wikipedia

Mobile High Speed "Broadband" Subscriptions/Inhabitants: 34.9%

Cost of 500MB Mobile Broadband (prepaid) as % of Income (GNI): 1.5%

Social Media

Top Messaging App:	Messenger
Top Social Media Site:	Facebook
Facebook Penetration:	54.1% (of total population, 12/17)
Top Facebook Accounts:	1. عين ليبيا 2. ليبيا الآن 3. 218TV 4. اخبار الآن - Akhbar Al Aan 5. قناة العربية Al Arabiya 6. ليبيا فقط 7. MBC1 8. التفاح الأخضر Green Apple 9. تقف نفسك 10. Libya's Channel قناة ليبيا -
Top Twitter Accounts:	1. U.S. Embassy - Libya 2. 218TV 3. Dr.Mustafa Abushagur 4. قناة ليبيا 5. ShababLibya 6. Libya Alahrar TV - قناة ليبيا الأحرار 7. Hend Amry 8. UNSMIL 9. حكومة الوفاق الوطني 10. محمود شمام
Top YouTube Channels:	1. SofyanFIFA 2. Libya's Channel 3. Georges Khabbaz 4. zintan2011 5. Libya 24 6. U.S. Embassy Libya 7. Kasaad Libi 8. العدالة والبناء 9. ThawraLibya 10. Moomken Organization

Mali

General

Demographics:	Population-	17,994,837
	Median Age-	16.0; Life Expectancy- 58.7
	Urban/Rural-	41% / 59%
Top Languages:	Bamanankan-	4,000,000 (L1 Speakers)
		10,000,000 (L2 Speakers)
	Soninke-	1,280,000
	Fulfulde (Maasina)-	1,040,000
Religion:	Christian-	2.7%, Unreached- 91.5%
	Persecution of Christians-	59 (on a scale of 1-100 with 100 being the worst)
Other:	Adult Literacy-	38.8%, Avg. Annual
	Income (GNI) Per Person-	\$770

Mobile

Mobile Phone Subscriptions as a % of the Population: 120.31% (2016)
6.00% (2005)

Mobile Operating System: (as of 08/16)

1. "Other" (37.8%)
2. [Android](#) (35.7%)
3. [Series 40/S40](#) (8.8%)
4. [MTK/Nucleus](#) (7.6%)
5. Samsung (2.6%)

Top Handsets: (as of 08/16)

1. MAUI (7.5%)
2. [Nokia 6280](#) (3.5%)
3. [Samsung GT-E2121](#) (3.0%)
4. [Samsung C3050 Stratus](#) (2.9%)
5. [Samsung Ch@t 222](#) (2.7%)
6. [LG T375 Cookie Smart](#) (2.6%)
7. [LG A390](#) (2.6%)
8. [Google Nexus 5](#) (1.6%)
9. [Samsung GT-E2232](#) (1.2%)
10. [Tianyu A930](#) (1.1%)

Top Free App Downloads- [Android](#) (Jan-Dec 2017)

1. N/A
2. N/A
3. N/A
4. N/A
5. N/A
6. N/A
7. N/A
8. N/A
9. N/A

Top Free App Downloads- [iOS](#) (Jan-Dec 2017)

1. [WhatsApp](#)
2. [Facebook](#)
3. [Messenger](#)
4. [Viber](#)
5. [Xender, File Transfer, Sharing](#)
6. [Snapchat](#)
7. [Instagram](#)
8. [YouTube](#)
9. [Tubidy Unlimited](#)
10. [imo free video calls and chat](#)

Internet

% of Population Using the Internet: 11.11% (2016)
0.73% (2006)

Internet Access by Device Type: (September, 2017)

3.38% Desktop
0.39% Tablet
96.23% Mobile

Internet Freedom: N/A

Top Websites:

1. [Google](#)
2. [YouTube](#)
3. [Google.ml](#)
4. [Yahoo](#)
5. [Facebook](#)
6. [Malijet](#)
7. [Google.fr](#)
8. [Wikipedia](#)
9. Pornographic
10. [ANPI Mali](#)

Mobile High Speed "Broadband" Subscriptions/Inhabitants: 24.4%

Cost of 500MB Mobile Broadband (prepaid) as % of Income (GNI): 12.5%

Social Media

Top Messaging App: WhatsApp

Top Social Media Site: Facebook

Facebook Penetration: 7.9% (of total population, 12/17)

Top Facebook Accounts:

1. [AfriPulse F](#)
2. [FRANCE 24](#)
3. [Iba One](#)
4. [VOA Afrique](#)
5. [Malijet](#)
6. [Oumou Sangare](#)
7. [Peuple du Mali](#)
8. [RFI](#)
9. [Salif Keita Official Fan Page](#)
10. [Amy Sarr Fal](#)

Top Twitter Accounts:

1. [oxmO Puccino](#)
2. [Fred Oumar KANOUTÉ](#)
3. [Malijet](#)
4. [Mali Actu](#)
5. [Boukary Konaté](#)
6. [Salif Keita](#)
7. [aBamako](#)
8. [Ibrahim B. Keita](#)
9. [Orange Mali](#)
10. [Malitel](#)

Top YouTube Channels:

1. [Sidiki Diabaté Officiel](#)
2. [Office de Radio Télévision du Mali](#)
3. [Malitel ml](#)
4. N/A (first channel had 316,000+ subscribers while Third had only 307)

Mauritania

General

Demographics:	Population-	4,301,018	
	Median Age-	19.7; Life Expectancy-	63.4
	Urban/Rural-	60% / 40%	
Top Languages:	Hassaniyya-	3,140,000	
	French-	5,000 (L1 Speakers)	
		700,000 (L2 Speakers)	
	Pulaar-	233,000	
Religion:	Christian-	0.3%, Unreached-	99.6%
	Persecution of Christians-	55 (on a scale of 1-100 with 100 being the worst)	
Other:	Adult Literacy-	61%, Avg. Annual Income (GNI) Per Person-	\$1,130

Mobile

Mobile Phone Subscriptions as a % of the Population:	86.52% (2016)	32.74% (2006)								
Mobile Operating System: (as of 08/16)	1. Android (53.5%)	2. Series 40/S40 (20.0%)	3. Samsung (1.7%)	4. Symbian/S60 (1.6%)	5. Windows (1.0%)					
Top Handsets: (as of 08/16)	1. Nokia X2-01 (4.3%)	2. LG T375 Cookie Smart (3.9%)	3. Samsung Ch@t 222 (2.0%)	4. Nokia XL (2.0%)	5. Samsung Galaxy Grand Neo (1.8%)	6. Nokia 110 (1.8%)	7. Samsung GT-E2121 (1.5%)	8. Nokia C3 (1.5%)	9. Nokia Asha 205 (1.5%)	10. LG Optimus L5 Dual E615 (1.5%)
Top Free App Downloads- Android (Jan-Dec 2017)	1. N/A	2. N/A	3. N/A	4. N/A	5. N/A	6. N/A	7. N/A	8. N/A	9. N/A	10. N/A
Top Free App Downloads- iOS (Jan-Dec 2017)	1. WhatsApp	2. Snapchat	3. Messenger	4. Facebook	5. YouTube	6. Instagram	7. Total - Free browser with file manager and cloud storage support	8. Bitmoji - Your Personal Emoji	9. SHAREit - Connect & Transfer	10. Ludo STAR

Internet

% of Population Using the Internet:	18.00% (2016)	0.09% (2006)								
Internet Access by Device Type: (September, 2017)	22.36% Desktop	2.49% Tablet	75.15% Mobile							
Internet Freedom:	N/A									
Top Websites:	1. Google	2. YouTube	3. Facebook	4. Yahoo	5. C.R.I.D.E.M	6. موريتانيا الآن Rim Now	7. Google.fr	8. كورة	9. الأخبار	10. Wikipedia

Mobile High Speed "Broadband" Subscriptions/Inhabitants: 30.2%

Cost of 500MB Mobile Broadband (prepaid) as % of Income (GNI): 29.2%

Social Media

Top Messaging App:	WhatsApp									
Top Social Media Site:	Facebook									
Facebook Penetration:	17.0% (of total population, 12/17)									
Top Facebook Accounts:	1. الصفحة الرسمية للشيخ د. محمد العريفي	2. د. عائض بن عبدالله القرني	3. محمد الحسن الددو الشنقيطي	4. قناة اقرأ الفضائية	5. Al Jazeera Channel - قناة الجزيرة	6. الدكتور فيصل القاسم	7. beIN SPORTS	8. الحرية نت	9. د. سلمان بن فهد العودة	10. قناة الجزيرة الوثائقية
Top Twitter Accounts:	1. Baba Ould Deye	2. N/A	3. N/A	4. N/A	5. N/A	6. N/A	7. N/A	8. N/A	9. N/A	10. N/A
Top YouTube Channels:	1. Dis-Chem Pharmacists who care	2. N/A	3. N/A	4. N/A	5. N/A	6. N/A	7. N/A	8. N/A	9. N/A	10. N/A

Mongolia



General

Demographics:	Population-	3,027,398	
	Median Age-	27.1; Life Expectancy-	69.5
	Urban/Rural-	73% / 27%	
Top Languages:	Mongolian (Halh)	2,600,000	
	Oirat	150,000	
	Kazakh	106,000	
Religion:	Christian-	2.3%, Unreached-	97.7%
	Persecution of Christians-	N/A	
Other:	Adult Literacy-	97.1%, Avg. Annual	
	Income (GNI) Per Person-	\$3,590	

Mobile

Mobile Phone Subscriptions as a % of the Population: 113.63% (2016)
30.28% (2006)

Mobile Operating System: (as of 08/16)

1. [Series 40/S40](#) (44.1%)
2. [Android](#) (41.2%)
3. [iOS](#) (4.3%)
4. [Blackberry](#) (2.9%)
5. [Windows](#) (2.0%)

Top Handsets: (as of 08/16)

1. [Nokia 6300](#) (5.2%)
2. [Nokia 3110 classic](#) (4.4%)
3. [Apple iPhone](#) (3.8%)
4. [Nokia 2730 classic](#) (3.2%)
5. [Nokia C3](#) (2.7%)
6. [Nokia 5220 Xpress Music](#) (2.7%)
7. [Blackberry Bold Touch 9900](#) (2.4%)
8. [Samsung Galaxy S II](#) (2.3%)
9. [Samsung Galaxy S3 Neo](#) (1.8%)
10. [Nokia 3500 classic](#) (1.8%)

Top Free App Downloads- [Android](#) (Jan-Dec 2017)

1. N/A
2. N/A
3. N/A
4. N/A
5. N/A
6. N/A
7. N/A
8. N/A
9. N/A
10. N/A

Top Free App Downloads- [iOS](#) (Jan-Dec 2017)

1. [Messenger](#)
2. [Facebook](#)
3. [YouTube](#)
4. [ebarimt](#)
5. [Snapchat](#)
6. [Instagram](#)
7. [Tubidy Unlimited](#)
8. [iKon.MN](#)
9. [Tubify Trending Video Music Player](#)
10. [Snake VS Block](#)

Internet

% of Population Using the Internet: 22.27% (2016)
N/A (2006)

Internet Access by Device Type: (September, 2017)

- 60.14% Desktop
- 1.38% Tablet
- 34.48% Mobile

Internet Freedom: N/A

Top Websites:

1. [Google.mn](#)
2. [YouTube](#)
3. [Facebook](#)
4. [Google](#)
5. [Yahoo](#)
6. [Wikipedia](#)
7. [ebarimt](#)
8. [UNEGUI.MN](#)
9. [XopoM](#)
10. [News.MN](#)

Mobile High Speed "Broadband" Subscriptions/Inhabitants: 82.0%

Cost of 500MB Mobile Broadband (prepaid) as % of Income (GNI): 1.6%

Social Media

Top Messaging App: Messenger

Top Social Media Site: Facebook

Facebook Penetration: 49.1% (of total population, 06/17)

Top Facebook Accounts:

1. [Mobicom](#)
2. [Unitel](#)
3. [Edutainment TV](#)
4. [Elbegdorj Tsakhia](#)
5. [Big Gee](#)
6. [Mongol TV](#)
7. [Urban Jeans](#)
8. [MedeeMN - Үнэнийг мэдээлнэ](#)
9. [Jordan SHOP](#)
10. [1000zahia.com](#)

Top Twitter Accounts:

1. [KYR SP33DY](#)
2. [Mongolia](#)
3. [Battulga Khaltmaa](#)
4. [Asashoryu](#)
5. [Цахиагийн ЭЛБЭГДОРЖ](#)
6. [Zandaakhuu Enkhbold](#)
7. [Baabar](#)
8. [Amarjargal](#)
9. [Ganhuyag Ch. Hutagt](#)
10. [Enkhbat Dangaasuren](#)

Top YouTube Channels:

1. [KYRSP33DY](#)
2. [iNeeMTGiiZaluu](#)
3. [TJ Entertainment](#)
4. [Rokit Bay](#)
5. [Дуучин Болд](#)
6. [MONGOL TV](#)
7. [Minii Mongol pro](#)
8. [Evseg Mongol](#)
9. [Unitel](#)
10. [MobiCom](#)

Morocco



General

Demographics:	Population-	35,276,786	
	Median Age-	27.9; Life Expectancy-	76.2
	Urban/Rural-	61% / 39%	
Top Languages:	Arabic (Moroccan)-	19,800,000 (L1)	
		5,000,000 (L2)	
	French-	80,000 (L1), 10,300,000 (L2)	
	Tachelhit-	3,890,000	
Religion:	Christian-	0.2%, Unreached-	100%
	Persecution of Christians-	N/A	
Other:	Adult Literacy-	68.1%, Avg. Annual	
	Income (GNI) Per Person-	\$2,880	

Mobile

Mobile Phone Subscriptions as a % of the Population:	120.72% (2016)
	52.66% (2006)
Mobile Operating System: (as of 08/16)	1. Android (57.2%)
	2. Series 40/S40 (15.1%)
	3. Symbian/S60 (6.9%)
	4. Blackberry (4.0%)
	5. Samsung (3.2%)
Top Handsets: (as of 08/16)	1. Samsung Galaxy Trend Plus (4.1%)
	2. Samsung Galaxy J1 (3.0%)
	3. Samsung Galaxy Grand Neo (3.0%)
	4. Nokia C3 (2.0%)
	5. Nokia Asha 311 (1.3%)
	6. Samsung Galaxy J2 (1.2%)
	7. Samsung Galaxy Y S5360 (1.2%)
	8. Samsung Galaxy S3 Neo (1.2%)
	9. Nokia Asha 302 (1.1%)
	10. Samsung Galaxy J1 Ace (1.0%)
Top Free App Downloads- Android (Jan-Dec 2017)	1. N/A
	2. N/A
	3. N/A
	4. N/A
	5. N/A
	6. N/A
	7. N/A
	8. N/A
	9. N/A
	10. N/A
Top Free App Downloads- iOS (Jan-Dec 2017)	1. N/A
	2. N/A
	3. N/A
	4. N/A
	5. N/A
	6. N/A
	7. N/A
	8. N/A
	9. N/A
	10. N/A

Internet

% of Population Using the Internet:	58.27% (2016)
	19.77% (2006)
Internet Access by Device Type: (September, 2017)	50.72% Desktop
	2.70% Tablet
	46.57% Mobile
Internet Freedom:	Partly Free
Top Websites:	1. Google
	2. YouTube
	3. Facebook
	4. Google.co.ma
	5. Avito.ma
	6. Hespress - هسبريس
	7. كوورة
	8. Wikipedia
	9. Google.fr
	10. JUMIA
Mobile High Speed "Broadband" Subscriptions/Inhabitants:	46.0%
Cost of 500MB Mobile Broadband (prepaid) as % of Income (GNI):	2.0%

Social Media

Top Messaging App:	WhatsApp
Top Social Media Site:	Facebook
Facebook Penetration:	41.4% (of total population, 12/17)
Top Facebook Accounts:	1. Chouf TV
	2. HESPRESS
	3. Buzzkito
	4. Douzi
	5. Haltaalam
	6. Samira Said
	7. Medi1TV
	8. alyaoum24.com
	9. Rachid Allali
	10. الأيام - AlAyam24
Top Twitter Accounts:	1. هسبريس - Hespress
	2. MarocTopNews
	3. MEDI1TV
	4. سلمى رشيد
	5. HIT RADIO
	6. Saad Lamjarred
	7. Maroc Telecom
	8. MBenatia5
	9. Ibtissam Tiskat
	10. Orange Maroc
Top YouTube Channels:	1. سعد لمجرد Saad Lamjarred
	2. شوف تيفي Chouf TV
	3. 2MTV
	4. Lartiste Officiel
	5. Ilias TiiwTiiw
	6. Medi1TV
	7. Sofia Karlberg
	8. Hespress
	9. حاتم عمور Hatim Ammor
	10. الوزي Douzi

Myanmar



General

Demographics:	Population-	52,855,223	
	Median Age-	27.7; Life Expectancy-	66.8
	Urban/Rural-	35% / 65%	
Top Languages:	Burmese-	32,000,000 (L1 Speakers)	
		10,000,000 (L2 Speakers)	
	Shan-	3,200,000	
	Karen (S'gaw)-	1,280,000	
Religion:	Christian-	8.9%, Unreached-	83.6%
	Persecution of Christians-	62 (on a scale of 1-100 with 100 being the worst)	
Other:	Adult Literacy-	93.1%, Avg. Annual Income (GNI) Per Person-	\$1,190

Mobile

Mobile Phone Subscriptions as a % of the Population: 89.26% (2016) 0.42% (2006)

Mobile Operating System: (as of 08/16)

1. [Android](#) (94.5%)
2. [Series 40/S40](#) (0.8%)
3. [MAUI](#) (0.7%)
4. [Windows](#) (0.7%)
5. [iOS](#) (0.7%)

Top Handsets: (as of 08/16)

1. [Huawei Ascend G730](#) (6.3%)
2. [Huawei G610s](#) (2.9%)
3. [vivo Y15](#) (2.2%)
4. [Huawei Y625](#) (1.6%)
5. [Huawei C8816](#) (1.5%)
6. [Samsung Galaxy J7](#) (1.3%)
7. [Huawei Ascend G620s](#) (1.2%)
8. [Huawei Honor 3C Play](#) (1.1%)
9. [Samsung Galaxy J2](#) (0.9%)
10. [Huawei Ascend Y511](#) (0.9%)

Top Free App Downloads- [Android](#) (Jan-Dec 2017)

1. N/A
2. N/A
3. N/A
4. N/A
5. N/A
6. N/A
7. N/A
8. N/A
9. N/A
10. N/A

Top Free App Downloads- [iOS](#) (Jan-Dec 2017)

1. N/A
2. N/A
3. N/A
4. N/A
5. N/A
6. N/A
7. N/A
8. N/A
9. N/A
10. N/A

Internet

% of Population Using the Internet: 25.07% (2016) 0.18% (2006)

Internet Access by Device Type: (September, 2017)

25.95% Desktop
1.59% Tablet
72.46% Mobile

Internet Freedom: Not Free

Top Websites:

1. [Google](#)
2. [Facebook](#)
3. [Google.com.mm](#)
4. [YouTube](#)
5. [ChanelMyanmar](#)
6. [openload](#)
7. [Yahoo](#)
8. [Wikipedia](#)
9. [MYANMARLOAD](#)
10. [MyWay](#)

Mobile High Speed "Broadband" Subscriptions/Inhabitants: 47.6%

Cost of 500MB Mobile Broadband (prepaid) as % of Income (GNI): 2.5%

Social Media

Top Messaging App: Messenger

Top Social Media Site: Facebook

Facebook Penetration: 20.1% (of total population, 06/17)

Top Facebook Accounts:

1. [7Day News Journal](#)
2. [Eleven Media Group](#)
3. [BBC Burmese](#)
4. [The Irrawaddy - Burmese Edition](#)
5. [VOA Burmese News](#)
6. [Mizzima - News in Burmese](#)
7. [MRTV-4](#)
8. [DVB TV News](#)
9. [Telenor Myanmar](#)
10. [MPT](#)

Top Twitter Accounts:

1. [The Myanmar Times](#)
2. [Dean mendowza](#)
3. [Mizzima News](#)
4. [Eleven Myanmar](#)
5. [UK in Burma](#)
6. [VOA Burmese](#)
7. [Nang Khin Zay Yar](#)
8. [Telenor Myanmar](#)
9. [7Day Daily](#)
10. [Rohingya Blogger](#)

Top YouTube Channels:

1. [DVB TVnews](#)
2. [Eleven Broadcasting](#)
3. [VOA Burmese](#)
4. [RFA Burmese](#) [မြန်မာ့အသံ](#)
5. [7Day TV](#)
6. [Mizzima TV](#)
7. [The Voice TV Myanmar](#)
8. [BBC News](#) [မြန်မာ](#)
9. [Telenor Myanmar](#)
10. [Ooredoo Myanmar](#)

Nepal



General

Demographics:	Population-	29,982,771	
	Median Age-	23.2; Life Expectancy-	70.9
	Urban/Rural-	19% / 81%	
Top Languages:	Nepali-	12,300,000	
	English-	2,030 (L1 Speakers)	
		7,000,000 (L2 Speakers)	
	Maithili-	3,890,000	
Religion:	Christian-	0.9%, Unreached-	99.1%
	Persecution of Christians-	N/A	
Other:	Adult Literacy-	65.6%, Avg. Annual	
	Income (GNI) Per Person-	\$730	

Mobile

Mobile Phone Subscriptions as a % of the Population:	111.70% (2016)	4.51% (2006)								
Mobile Operating System: (as of 08/16)	1. Android (49.6%)	2. Series 40/S40 (28.9%)	3. Symbian/S60 (5.5%)	4. Windows (1.6%)	5. Samsung (1.5%)					
Top Handsets: (as of 08/16)	1. Nokia C1-01 (2.8%)	2. Nokia 5130 Xpress Music (1.9%)	3. Nokia 110 (1.9%)	4. Nokia C3 (1.6%)	5. Nokia C2-01 (1.5%)	6. Samsung Galaxy J2 (1.4%)	7. Nokia 2700 classic (1.4%)	8. Samsung Galaxy J1 (1.3%)	9. Samsung Galaxy S Duos 2 (1.3%)	10. Nokia X2-02 (1.3%)
Top Free App Downloads- <u>Android</u> (Jan-Dec 2017)	1. Messenger	2. Facebook Lite	3. SHAREit: File Transfer, Sharing	4. imo free video calls and chat	5. Facebook	6. Viber	7. Instagram	8. Messenger Lite: Free Calls & Messages	9. Yonder Music - Nepal	10. WhatsApp
Top Free App Downloads- <u>iOS</u> (Jan-Dec 2017)	1. Messenger	2. Facebook	3. YouTube	4. Viber	5. Instagram	6. SHAREit - Connect & Transfer	7. imo free video calls and chat	8. Photable- Photo Editor	9. WhatsApp	10. Free Video Tube.Mate Music & Video for Youtube

Internet

% of Population Using the Internet:	19.69% (2016)	1.14% (2006)								
Internet Access by Device Type: (September, 2017)	34.12% Desktop	2.52% Tablet	63.36% Mobile							
Internet Freedom:	N/A									
Top Websites:	1. YouTube	6. Yahoo	2. Google.com.np	7. hamrobazar.com	3. Google	8. कान्तिपुर - नेपालको राष्ट्रिय दैनिक	4. Onlinenepal.com	9. Instagram	5. Facebook	10. OSNepal

Mobile High Speed "Broadband" Subscriptions/Inhabitants:	30.8%
Cost of 500MB Mobile Broadband (prepaid) as % of Income (GNI):	9.5%

Social Media

Top Messaging App:	Messenger									
Top Social Media Site:	Facebook									
Facebook Penetration:	21.9% (of total population, 06/17)									
Top Facebook Accounts:	1. Ncell	2. People's Daily, China	3. CGTN	4. eKantipur	5. BBC News नेपाली	6. U.S. Embassy, Nepal	7. China Daily	8. Taja Khabar	9. China Xinhua News	10. Yamuna Mission
Top Twitter Accounts:	1. Manisha Koirala	2. Baburam Bhattarai	3. Nagarik News	4. Annapurna Post	5. Nepal Police	6. Ujyaalo	7. The Kathmandu Post	8. narayan wagle	9. U.S. Embassy Nepal	10. Vijay Kumar Panday
Top YouTube Channels:	1. Music Nepal	2. HighlightsNepal	3. SongsNepal	4. Kantipur TV HD	5. Himalaya TV	6. Channel Arbitrary	7. Beest Official	8. Dhaulagiri Cassette Center	9. Sajha Sawal	10. Laure

Niger

General

Demographics:	Population-	20,672,987		
	Median Age-	14.9; Life Expectancy-	60.5	
	Urban/Rural-	19% / 81%		
Top Languages:	Hausa-	8,080,000		
	Zarma-	3,120,000		
	French-	6,000 (L1 Speakers)		
		2,170,000 (L2 Speakers)		
Religion:	Christian-	0.6%, Unreached-	98.2%	
	Persecution of Christians-	53 (on a scale of	1-100 with 100 being the worst)	
Other:	Adult Literacy-	36.1%, Avg. Annual	Income (GNI) Per Person-	\$390

Mobile

Mobile Phone Subscriptions as a % of the Population:	48.87% (2016)
	3.53% (2006)
Mobile Operating System: (as of 08/16)	1. Android (53.6%)
	2. Series 40/S40 (14.0%)
	3. Symbian/S60 (5.3%)
	4. MAUI (3.5%)
	5. Samsung (0.6%)
Top Handsets: (as of 08/16)	1. Tecno T605 (1.4%)
	2. Samsung Galaxy S Duos 2 (1.4%)
	3. Nokia 206 (1.3%)
	4. Nokia 6120 classic (1.3%)
	5. Nokia X2-01 (1.0%)
	6. Nokia C2-01 (1.0%)
	7. TECNO TECNO-C8 (0.9%)
	8. Samsung Galaxy Grand Prime (0.9%)
	9. Samsung Galaxy Grand I9082 (0.9%)
	10. Nokia C5 (0.8%)
Top Free App Downloads- Android (Jan-Dec 2017)	1. N/A
	2. N/A
	3. N/A
	4. N/A
	5. N/A
	6. N/A
	7. N/A
	8. N/A
	9. N/A
	10. N/A
Top Free App Downloads- iOS (Jan-Dec 2017)	1. WhatsApp
	2. Messenger
	3. Facebook
	4. Xender, File Transfer, Sharing
	5. Instagram
	6. Snapchat
	7. YouTube
	8. Tubidy Video HD
	9. Free Video Tube.Mate Music & Video for Youtube
	10. Gmail

Internet

% of Population Using the Internet:	4.32% (2016)
	0.29% (2006)
Internet Access by Device Type: (September, 2017)	10.91% Desktop
	1.37% Tablet
	87.72% Mobile
Internet Freedom:	N/A
Top Websites:	1. Google
	2. YouTube
	3. Yahoo
	4. Facebook
	5. Google.fr
	6. Google.ne
	7. NigerEmploi.com
	8. Wikipedia
	9. Pornographic
	10. Pornographic
Mobile High Speed "Broadband" Subscriptions/Inhabitants:	2.0%
Cost of 500MB Mobile Broadband (prepaid) as % of Income (GNI):	10.4%

Social Media

Top Messaging App:	WhatsApp
Top Social Media Site:	Facebook
Facebook Penetration:	2.0% (of total population, 12/17)
Top Facebook Accounts:	1. AfriPulse F
	2. Airtel Niger
	3. FRANCE 24
	4. VOA Afrique
	5. VOA Hausa
	6. RFI
	7. Ali Nuhu Mohammed
	8. Mahamadou Issoufou
	9. Jeune Afrique
	10. CANAL + Afrique
Top Twitter Accounts:	1. aunty ifeoma #BBnaija
	2. 'Yinka Rahman™ #100NairaNotes
	3. Issoufou Mahamadou
	4. Mediapreneurs
	5. LGAfrica
	6. aNiamey
	7. Mahamadou Issoufou
	8. LATERNA BOOKS
	9. Orange Niger
	10. La France au Niger
Top YouTube Channels:	1. airtelniger
	2. Tadaaz
	3. Ambassade de France au Niger
	4. MOOV NIGER
	5. RDM Stock
	6. N/A (above channels ranged from 509 subscribers/214,000 views to 2 subscribers/216 views)

Nigeria



General

Demographics:	Population-	185,989,640	
	Median Age-	17.9; Life Expectancy-	54.1
	Urban/Rural-	49% / 51%	
Top Languages:	English-	68,000,000 (L2 Speakers)	
	Hausa-	18,500,000 (L1 Speakers)	
		15,000,000 (L2 Speakers)	
	Pidgin (Nigerian)-	30,000	
Religion:	Christian-	50.6%, Unreached-	33.2%
	Persecution of Christians-	78 (on a scale of 1-100 with 100 being the worst)	
Other:	Adult Literacy-	59.2%, Avg. Annual Income (GNI) Per Person-	\$2,450

Mobile

Mobile Phone Subscriptions as a % of the Population:	81.82% (2016) 22.55% (2006)
Mobile Operating System: (as of 08/16)	1. Series 40/S40 (35.5%) 2. Android (26.8%) 3. Blackberry (12.6%) 4. Symbian/S60 (3.7%) 5. MAUI (1.4%)
Top Handsets: (as of 08/16)	1. Nokia 200 (5.1%) 2. Nokia X2-01 (2.6%) 3. Blackberry Curve 9320 (2.5%) 4. Nokia 6280 (2.3%) 5. Nokia Asha 210 (2.2%) 6. Nokia C3 (2.0%) 7. Nokia C1-01 (1.9%) 8. Nokia 2700 classic (1.8%) 9. Nokia Asha 205 (1.7%) 10. Nokia 201 (1.6%)
Top Free App Downloads- Android (Jan-Dec 2017)	1. WhatsApp 2. Messenger 3. Opera Mini web browser 4. Facebook 5. رسائل ساخنة للكبار 2017 6. Instagram 7. Facebook Lite 8. Xender: File Transfer, Sharing 9. Truecaller: Caller ID & Dialer 10. Jiji.ng
Top Free App Downloads- iOS (Jan-Dec 2017)	1. WhatsApp 2. Instagram 3. Facebook 4. Messenger 5. Snapchat 6. Xender, File Transfer, Sharing 7. YouTube 8. Truecaller - Spam Identification & Block 9. Gmail 10. Uber

Internet

% of Population Using the Internet:	25.67% (2016) 5.55% (2006)
Internet Access by Device Type: (September, 2017)	16.98% Desktop 2.71% Tablet 80.31% Mobile
Internet Freedom:	Partly Free
Top Websites:	1. Google 2. Google.com.ng 3. Facebook 4. Bet9ja 5. YouTube 6. Yahoo 7. JUMIA 8. Nairaland Forum 9. Instagram 10. Wikipedia
Mobile High Speed "Broadband" Subscriptions/Inhabitants:	21.8%
Cost of 500MB Mobile Broadband (prepaid) as % of Income (GNI):	1.7%

Social Media

Top Messaging App:	WhatsApp
Top Social Media Site:	Facebook
Facebook Penetration:	8.7% (of total population. 12/17)
Top Facebook Accounts:	1. GTBank 2. MTN Nigeria 3. Naiji.com 4. Zenith Bank Plc 5. Airtel Nigeria 6. Vanguard News 7. AY COMEDIAN 8. Basketmouth 9. INFORMATION NIGERIA 10. Sahara Reporters
Top Twitter Accounts:	1. Wizkid 2. Channels Television 3. ITS DON JAZZY AGAIN 4. D'banj D Kokomaster 5. Tiwa Savage 6. The Punch Newspapers 7. Banky Wellington 8. IG: @official2baba 9. Linda Ikeji 10. Vanguard Newspapers
Top YouTube Channels:	1. MarkAngelComedy 2. MavinRecords 3. officialpsquare 4. Channels Television 5. Banky Wellington 6. AY Comedian 7. Pulse Nigeria 8. Naijas Craziest 9. projectfameTV 10. MTN NIGERIA

Oman

General

Demographics:	Population- 4,424,762 Median Age- 29.0; Life Expectancy- 77.4 Urban/Rural- 78% / 22%
Top Languages:	Arabic (Omani Spoken)- 720,000 Arabic (Gulf Spoken)- 441,000 Balochi (Southern)- 130,000
Religion:	Christian- 2.7%, Unreached- 93.6% Persecution of Christians- 53 (on a scale of 1-100 with 100 being the worst)
Other:	Adult Literacy- 87.8%, Avg. Annual Income (GNI) Per Person- \$41,320

Mobile

Mobile Phone Subscriptions as a % of the Population:	159.22% (2016) 71.16% (2006)
Mobile Operating System: (as of 08/16)	1. Android (69.8%) 2. Symbian/S60 (22.0%) 3. iOS (4.2%) 4. Windows (1.4%) 5. Windows Phone (1.1%)
Top Handsets: (as of 08/16)	1. Nokia C5 (8.4%) 2. Nokia E5 (4.8%) 3. Apple iPhone (3.9%) 4. Samsung Galaxy J1 Ace (3.0%) 5. Samsung Galaxy J1 (2.5%) 6. Samsung Galaxy Grand Prime (2.2%) 7. Samsung Galaxy Grand Prime 4G (2.0%) 8. Nokia E72 (2.0%) 9. Samsung Galaxy S Duos 2 (1.7%) 10. Samsung Galaxy Grand Neo (1.7%)
Top Free App Downloads- Android (Jan-Dec 2017)	1. WhatsApp 2. imo free video calls and chat 3. SHAREit: File Transfer, Sharing 4. Messenger 5. SuperPN Free VPN Client 6. Instagram 7. imo beta free calls and text 8. Ludo STAR : 2017 (New) 9. Facebook 10. iTel Mobile Dialer Express
Top Free App Downloads- iOS (Jan-Dec 2017)	1. WhatsApp 2. Instagram 3. Snapchat 4. YouTube 5. Bitmoji Keyboard - Your Avatar Emoji 6. iPlay : Music Video Cloud 7. جولى شيك مول التسوق على الإنترنت - JollyChic 8. Bitmoji - Your Personal Emoji 9. Free VPN - Onavo Protect 10. imo video calls and chat

Internet

% of Population Using the Internet:	69.82% (2016) 8.30% (2006)
Internet Access by Device Type: (September, 2017)	27.44% Desktop 2.11% Tablet 70.45% Mobile
Internet Freedom:	N/A
Top Websites:	1. Google 6. Wikipedia 2. YouTube 7. Live.com 3. Facebook 8. Instagram 4. Yahoo 9. MOE.gov.om 5. Google.com.om 10. Twitter
Mobile High Speed "Broadband" Subscriptions/Inhabitants:	91.3%
Cost of 500MB Mobile Broadband (prepaid) as % of Income (GNI):	0.9%

Social Media

Top Messaging App:	WhatsApp
Top Social Media Site:	Facebook
Facebook Penetration:	31.6% (of total population, 06/17)
Top Facebook Accounts:	1. Times of Oman 2. Lulu Hypermarket 3. Ooredoo Oman 4. Samsung 5. Rtv আরটভি 6. Support Nobel Peace Prize for His Majesty Sultan Qaboos Bin Said Al-Said 7. NTV 8. BBC News বাংলা 9. Oman Air 10. সময়ের কণ্ঠস্বর
Top Twitter Accounts:	1. دعاء 2. Ali Al-Habsi 3. عمان الأخبار oman news 4. شبكة الأخبار العمانية 5. الأرصاد العمانية 6. طور ذاتك 7. Al Wisal - الوصال 8. الإدارة العامة للمرور 9. Ooredoo Oman 10. شؤون عمانية
Top YouTube Channels:	1. OmanTvGeneral 2. Times of Oman 3. Omantel 4. Ooredoo Oman 5. وزارة الزراعة والثروة السمكية 6. KIA OMAN 7. مجلس الشورى سلطنة عمان 8. عاشق عمان OmanLover 9. أثير Ather.om 10. bank muscat

Pakistan



General

Demographics:	Population-	193,203,476	
	Median Age-	22.5; Life Expectancy-	66.7
	Urban/Rural-	39% / 61%	
Top Languages:	Urdu-	14,700,000 (L1 Speakers)	
		94,000,000 (L2 Speakers)	
	Punjabi (Western)-	88,500,000	
	Sindhi-	22,100,000	
Religion:	Christian-	0.7%, Unreached-	99.2%
	Persecution of Christians-	88 (on a scale of 1-100 with 100 being the worst)	
Other:	Adult Literacy-	59.9%, Avg. Annual Income (GNI) Per Person-	\$1,500

Mobile

Mobile Phone Subscriptions as a % of the Population:	71.39% (2016)
	21.45% (2006)
Mobile Operating System: (as of 08/16)	1. Android (53.8%)
	2. Series 40/S40 (21.9%)
	3. Symbian/S60 (6.1%)
	4. MAUI (3.9%)
	5. Windows (2.5%)
Top Handsets: (as of 08/16)	1. Nokia 206 (3.3%)
	2. Nokia X2-02 (1.8%)
	3. Nokia 110 (1.4%)
	4. MAUI (1.3%)
	5. Google Nexus 5 (1.2%)
	6. Samsung Galaxy Grand Prime (1.1%)
	7. Nokia C5 (1.1%)
	8. Nokia E5 (1.0%)
	9. Nokia C3 (1.0%)
	10. Samsung Galaxy J5 (0.9%)
Top Free App Downloads- Android (Jan-Dec 2017)	1. WhatsApp
	2. Messenger
	3. Facebook
	4. imo free video calls and chat
	5. UC Browser - Fast Download
	6. SHAREit: File Transfer, Sharing
	7. Ludo STAR : 2017 (New)
	8. MX Player
	9. Zapya - File Transfer, Sharing
	10. VEON
Top Free App Downloads- iOS (Jan-Dec 2017)	1. WhatsApp
	2. Facebook
	3. Messenger
	4. YouTube
	5. Instagram
	6. imo free video calls and chat
	7. Careem کرییم - Online Cab Booking App
	8. Ludo STAR
	9. Google Maps
	10. Uber

Internet

% of Population Using the Internet:	15.51% (2016)
	6.50% (2006)
Internet Access by Device Type: (September, 2017)	27.88% Desktop
	2.22% Tablet
	69.90% Mobile
Internet Freedom:	Not Free
Top Websites:	1. YouTube
	2. Google
	3. Google.com.pk
	4. Facebook
	5. Yahoo
	6. Wikipedia
	7. Daraz.pk
	8. Live.com
	9. OLX Pakistan
	10. UrduPoint
Mobile High Speed "Broadband" Subscriptions/Inhabitants:	20.1%
Cost of 500MB Mobile Broadband (prepaid) as % of Income (GNI):	1.1%

Social Media

Top Messaging App:	WhatsApp
Top Social Media Site:	Facebook
Facebook Penetration:	13.7% (of total population, 06/17)
Top Facebook Accounts:	1. ARY News
	2. Express News
	3. PTV Sports
	4. Samaa TV
	5. UrduPoint.com
	6. Pakistan Defence
	7. Allama Iqbal
	8. Imran Khan
	9. Dunya News
	10. HUM TV
Top Twitter Accounts:	1. Imran Khan
	2. Asad Umar
	3. Hamid Mir
	4. Maryam Nawaz Sharif
	5. Mubasher Lucman
	6. Wasim Akram
	7. Shehbaz Sharif
	8. Sheikh Rashid Ahmad
	9. PTI
	10. Gen Asim Bajwa
Top YouTube Channels:	1. ARY Digital
	2. Coke Studio
	3. Talk Shows Central
	4. SAMAA TV
	5. RahatFAKhanVEVO
	6. A Plus Entertainment
	7. Dunya News
	8. Rohail Hyatt
	9. ARY News
	10. Mazaaq Raat Official

Palestinian Territories



General

Demographics:	Population- 4,551,566 Median Age- 19.3; Life Expectancy- 73.7 Urban/Rural- 75% / 25%
Top Languages:	Arabic (South Levantine)- 1,600,000 Arabic (Modern Standard)- ? (de facto nat'l language) Arabic (Levantine Bedawi)- 10,000
Religion:	Christian- 2.4%, Unreached- 98.5% Persecution of Christians- 64 (on a scale of 1-100 with 100 being the worst)
Other:	Adult Literacy- 96.2%, Avg. Annual Income (GNI) Per Person- \$3,230

Mobile

Mobile Phone Subscriptions as a % of the Population:	76.81% (2016) 22.58% (2006)
Mobile Operating System: (as of 08/16)	1. Android (48.4%) 2. Symbian/S60 (22.2%) 3. Series 40/S40 (14.3%) 4. Blackberry (7.4%) 5. Windows (3.0%)
Top Handsets: (as of 08/16)	1. Nokia N8 (8.6%) 2. Samsung Galaxy Grand 19082 (6.5%) 3. Blackberry Curve 9380 (3.7%) 4. Blackberry Curve 9360 (3.2%) 5. Nokia 701 (3.1%) 6. Nokia C3 (3.0%) 7. Nokia Asha 310 (2.5%) 8. Apple iPhone (2.4%) 9. Nokia C7 (2.2%) 10. Samsung Galaxy J7 (2.1%)
Top Free App Downloads- Android (Jan-Dec 2017)	1. N/A 2. N/A 3. N/A 4. N/A 5. N/A 6. N/A 7. N/A 8. N/A 9. N/A 10. N/A
Top Free App Downloads- iOS (Jan-Dec 2017)	1. N/A 2. N/A 3. N/A 4. N/A 5. N/A 6. N/A 7. N/A 8. N/A 9. N/A 10. N/A

Internet

% of Population Using the Internet:	61.18% (2016) 18.41% (2006)
Internet Access by Device Type: (September, 2017)	53.85% Desktop 1.37% Tablet 44.78% Mobile
Internet Freedom:	N/A
Top Websites:	1. Google.ps 2. دنيا الوطن 3. YouTube 4. Google 5. Facebook 6. شوبك من فلسطين 7. سما الإخبارية 8. نابلس الإخباري 9. تلفزيون الفجر الجديد 10. تلفزيون نابلس

Mobile High Speed "Broadband" Subscriptions/Inhabitants: N/A

Cost of 500MB Mobile Broadband (prepaid) as % of Income (GNI): N/A

Social Media

Top Messaging App:	Messenger
Top Social Media Site:	Facebook
Facebook Penetration:	25.3% (of total population, 06/17)
Top Facebook Accounts:	1. Jawwal 2. شهاب 3. شبكة قدس الإخبارية 4. Wataniya Mobile Palestine 5. وكالة معا الإخبارية 6. PalTel 7. القدس - alquds 8. محمد عساف Mohammed Assaf 9. تقف نفسك 10. تلفزيون فلسطين Palestine tv
Top Twitter Accounts:	1. محمد عساف PS 2. W.Khanfar وضاح خنفر 3. عبد الباري عطوان 4. محمود درويش 5. ياسر الزعتر 6. Tamim Al-Barghouti 7. عبدالله النعمي 8. شبكة قدس الإخبارية 9. مريد البرغوثي 10. د. عدنان إبراهيم
Top YouTube Channels:	1. موقع كيفك 2. Husam Dimensions 3. MaanNetwork 4. Jawwal - جوال 5. QouChannel - فضائية القدس التعليمية 6. Palestinian Tear 7. Arresha - الريشة 8. Bashir Siksik 9. Wataniya Mobile Palestine 10. Lessons of Sheikh Bassam Jarrar دروس الشيخ بسام جرار

Saudi Arabia



General

Demographics:	Population-	32,275,687	
	Median Age-	29.8; Life Expectancy-	74.8
	Urban/Rural-	83% / 17%	
Top Languages:	Arabic (Najdi Spoken)-	8,000,000	
	Arabic (Hijazi Spoken)-	6,000,000	
	Arabic (Gulf Spoken)-	200,000	
Religion:	Christian-	4.4%, Unreached-	91.2%
	Persecution of Christians-	76 (on a scale of 1-100 with 100 being the worst)	
Other:	Adult Literacy-	89.3%, Avg. Annual	
	Income (GNI) Per Person-	\$21,720	

Mobile

Mobile Phone Subscriptions	157.60 % (2016)
as a % of the Population:	77.64% (2006)

Mobile Operating System:	1. Android (90.2%)
(as of 08/16)	2. iOS (3.3%)
	3. Symbian/S60 (2.0%)
	4. Blackberry (1.7%)
	5. Windows (1.1%)

Top Handsets:	1. Samsung Galaxy Grand Prime (8.0%)
(as of 08/16)	2. Apple iPhone (3.1%)
	3. Samsung Galaxy S3 Neo I (3.0%)
	4. Samsung Galaxy J5 (2.7%)
	5. Samsung Galaxy Grand Neo (2.7%)
	6. Samsung Galaxy S Duos 2 (2.4%)
	7. Samsung Galaxy J7 (2.2%)
	8. Samsung Galaxy J1 (2.0%)
	9. Samsung Galaxy S3 Neo (2.0%)
	10. Samsung Galaxy J1 Ace (1.8%)

Top Free App Downloads-Android	1. WhatsApp
(Jan-Dec 2017)	2. imo free video calls and chat
	3. Messenger
	4. Snapchat
	5. Facebook
	6. Instagram
	7. Ludo STAR : 2017 (New)
	8. SHAREit: File Transfer, Sharing
	9. BIGO LIVE - Live Broadcasting
	10. حلول للمناهج الدراسية

Top Free App Downloads-iOS	1. WhatsApp
(Jan-Dec 2017)	2. Snapchat
	3. YouTube
	4. Instagram
	5. Ludo STAR
	6. Google Maps
	7. Bitmoji - Your Personal Emoji
	8. Google Maps
	9. JollyChic-Online Mall for Hot Fashion Shopping
	10. Twitter

Internet

% of Population Using the Internet:	73.75% (2016)
	19.46% (2006)

Internet Access by Device Type:	29.65% Desktop
(September, 2017)	2.77% Tablet
	67.58% Mobile

Internet Freedom:	Not Free
-------------------	----------

Top Websites:	1. Google.com.sa	6. Twitter
	2. YouTube	7. Live.com
	3. Google	8. Wikipedia
	4. Facebook	9. Yahoo
	5. صحيفة سبق الإلكترونية	10. وزارة الداخلية

Mobile High Speed "Broadband" Subscriptions/Inhabitants:	78.5%
--	-------

Cost of 500MB Mobile Broadband (prepaid) as % of Income (GNI):	1.0%
--	------

Social Media

Top Messaging App:	WhatsApp
--------------------	----------

Top Social Media Site:	Facebook
------------------------	----------

Facebook Penetration:	55% (of total population, 06/17)
-----------------------	----------------------------------

Top Facebook Accounts:	1. الصفحة للشيخ د. محمد العريفي
	2. بنده Panda
	3. Samsung
	4. قناة العربية Al Arabiya
	5. مكتبة جرير Jarir Bookstore
	6. تقف نفسك
	7. الاتصالات السعودية STC
	8. قناة الجزيرة Al Jazeera Channel
	9. معارض اكسترا - eXtra Stores
	10. PTV Sports

Top Twitter Accounts:	1. د. محمد #العريفي
	2. د. عائض القرني
	3. أحمد الشقيري
	4. سلمان العودة
	5. صحيفة سبق الإلكترونية
	6. أخبار السعودية
	7. هاشتاق السعودية
	8. الوليد بن طلال
	9. نادي الهلال السعودي
	10. عبدالرحمن بن مساعد

Top YouTube Channels:	1. mmoshaya
	2. صاحي Sa7i
	3. قناة كناري الفضائية
	4. MrMrSnB2
	5. MjrmGames
	6. Fir4sGamer
	7. Thunayyan Khalid
	8. سعودي جيمز - Saudi Gamer
	9. الاتصالات السعودية STC
	10. ايش اللي EyshElly

Senegal



General

Demographics:	Population- 15,411,614 Median Age- 18.3; Life Expectancy- 67.6 Urban/Rural- 44% / 56%
Top Languages:	Wolof- 5,210,000; French- 47,000 (L1 Speakers) 3,870,000 (L2 Speakers) Pulaar- 3,450,000
Religion:	Christian- 5.1%, Unreached- 80.9% Persecution of Christians- N/A
Other:	Adult Literacy- 57.9%, Avg. Annual Income (GNI) Per Person- \$950

Mobile

Mobile Phone Subscriptions as a % of the Population: 98.68% (2016)
25.75% (2006)

Mobile Operating System: (as of 08/16)

1. [Android](#) (38.9%)
2. [Series 40/S40](#) (15.6%)
3. [Samsung](#) (4.6%)
4. [Symbian/S60](#) (3.4%)
5. [Blackberry](#) (1.0%)

Top Handsets: (as of 08/16)

1. [Samsung Ch@t 222](#) (2.3%)
2. [LG T375 Cookie Smart](#) (2.3%)
3. [Samsung GT-E2232](#) (1.9%)
4. [Samsung Galaxy J1 Ace](#) (1.8%)
5. [Samsung Star II](#) (1.6%)
6. [Samsung GT-E2121](#) (1.2%)
7. [Nokia 2730 classic](#) (1.2%)
8. [Samsung C3050 Stratus](#) (1.1%)
9. [Nokia C3](#) (1.1%)
10. [Samsung Galaxy J1](#) (0.9%)

Top Free App Downloads- [Android](#) (Jan-Dec 2017)

1. N/A
2. N/A
3. N/A
4. N/A
5. N/A
6. N/A
7. N/A
8. N/A
9. N/A
10. N/A

Apps Free App Downloads- [iOS](#) (Jan-Dec 2017)

1. [WhatsApp](#)
2. [Facebook](#)
3. [Messenger](#)
4. [Snapchat](#)
5. [YouTube](#)
6. [Instagram](#)
7. [Tubidy Unlimited](#)
8. [Gmail](#)
9. [Bitmoji - Your Personal Emoji](#)
10. [QuizUp](#)

Internet

% of Population Using the Internet: 25.66% (2016)
5.61% (2006)

Internet Access by Device Type: (September, 2017)

38.08% Desktop
2.69% Tablet
59.24% Mobile

Internet Freedom: N/A

Top Websites:

1. [YouTube](#)
2. [Google](#)
3. [Google.sn](#)
4. [Facebook](#)
5. [Seneweb](#)
6. [Yahoo](#)
7. [Google.fr](#)
8. [UVS](#)
9. [Live.com](#)
10. [Warime](#)

Mobile High Speed "Broadband" Subscriptions/Inhabitants: 26.1%

Cost of 500MB Mobile Broadband (prepaid) as % of Income (GNI): 8.3%

Social Media

Top Messaging App: WhatsApp

Top Social Media Site: Facebook

Facebook Penetration: 17.8% (of total population, 12/17)

Top Facebook Accounts:

1. [Seneweb.com](#)
2. [Dakarbuzz](#)
3. [AfriPulse F](#)
4. [SANS Limites](#)
5. [Orange](#)
6. [Tigo Senegal](#)
7. [METRODAKAR](#)
8. [Sunbuzz](#)
9. [wiwsport.com](#)
10. [Galsen 221](#)

Top Twitter Accounts:

1. [Macky SALL](#)
2. [Youssou Ndour](#)
3. [Khalifa SALL](#)
4. [Patrice Evra](#)
5. [seneweb.com](#)
6. [Odak Noktasi](#)
7. [Gorgui Dieng](#)
8. [Cathy Guetta](#)
9. [kebetu](#)
10. [Orange Sénégal](#)

Top YouTube Channels:

1. [TFM \(Télé Futurs Medias\)](#)
2. [Prince Arts](#)
3. [2stvsenegal](#)
4. [Seneppeople.com](#)
5. [Dudu](#)
6. [JT Rappé](#)
7. [LES TEACHERS DU NET](#)
8. [LmorLive Urban](#)
9. [Baaba Maal](#)
10. [Orange Sénégal](#)

Somalia



General

Demographics:	Population-	14,317,996	
	Median Age-	16.5; Life Expectancy-	56.9
	Urban/Rural-	40% / 60%	
Top Languages:	Somali-	6,460,000	
	Maay-	1,500,000	
	English & Arabic (Modern Standard)-	? (statutory national languages)	
Religion:	Christian-	0.3%, Unreached-	99.9%
	Persecution of Christians-	91 (on a scale of 1-100 with 100 being the worst)	
Other:	Adult Literacy-	N/A; Avg. Annual Income (GNI) Per Person-	N/A

Mobile

Mobile Phone Subscriptions as a % of the Population:	58.12% (2016) 6.33% (2006)
Mobile Operating System: (as of 08/16)	1. Android (61.8%) 2. Series 40/S40 (20.6%) 3. Windows (1.6%) 4. Symbian/S60 (1.5%) 5. Windows Phone (0.6%)
Top Handsets:	1. Nokia 206 (3.8%) 2. Samsung Galaxy S Duos 2 (3.6%) 3. Nokia C3 (2.9%) 4. Samsung Galaxy J1 (2.5%) 5. Huawei Ascend Y520 (2.4%) 6. Samsung Galaxy S3 Neo I (2.3%) 7. Nokia Asha 210 (2.3%) 8. Google Nexus 5 (2.3%) 9. Samsung Galaxy Grand Neo (2.1%) 10. Samsung Galaxy Grand I9082 (2.0%)
Top Free App Downloads- Android (Jan-Dec 2017)	1. N/A 2. N/A 3. N/A 4. N/A 5. N/A 6. N/A 7. N/A 8. N/A 9. N/A 10. N/A
Top Free App Downloads- iOS (Jan-Dec 2017)	1. N/A 2. N/A 3. N/A 4. N/A 5. N/A 6. N/A 7. N/A 8. N/A 9. N/A 10. N/A

Internet

% of Population Using the Internet:	1.88% (2016) 1.10% (2006)
Internet Access by Device Type: (September, 2017)	13.39% Desktop 1.22% Tablet 84.85% Mobile
Internet Freedom:	N/A
Top Websites:	1. YouTube 2. Google 3. Google.so 4. Facebook 5. Yahoo 6. Live.com 7. Caasimada Online 8. Wikipedia 9. Laacib.net 10. Livescore
Mobile High Speed "Broadband" Subscriptions/Inhabitants:	2.4%
Cost of 500MB Mobile Broadband (prepaid) as % of Income (GNI):	129.5%

Social Media

Top Messaging App:	Messenger
Top Social Media Site:	Facebook
Facebook Penetration:	7.2% (of total population, 12/17)
Top Facebook Accounts:	1. VOASomali 2. Abdirizak Atosh 3. BBC News Somali 4. Nimco Dareen 5. Dahir Alasow 6. Celebrate Somaliland 7. Goobjoog 8. Hormuud Telecom 9. Ali Dhaanto 10. Al Jazeera English
Top Twitter Accounts:	1. Villa Somalia 2. SomaliPM 3. K'naan Warsame 4. UNSOM 5. AMISOM 6. Mohamed Farmaajo 7. VOA Somali 8. Ilwad Elman 9. France in Somalia 10. Suhaib Abdirahman
Top YouTube Channels:	1. VOA Somali 2. Mo Farah 3. Amisom Somalia 4. Qolka Somalia Islamic AlRuqyah ALSHariah Center 5. N/A (previous entries ranged from 27,600 subscribers/7,600,000 views to 81 subscribers/0 views)

Sri Lanka



General

Demographics:	Population-	21,203,000	
	Median Age-	32.3; Life Expectancy-	75.6
	Urban/Rural-	18% / 82%	
Top Languages:	Sinhala-	14,000,000 (L1 Speakers)	
		2,000,000 (L2 Speakers)	
	Tamil-	4,960,000	
	English-	10,000 (L1 Speakers)	
		1,900,000 (L2 Speakers)	
Religion:	Christian-	2.0%, Unreached-	98.1%
	Persecution of Christians-	55 (on a scale of 1-100 with 100 being the worst)	
Other:	Adult Literacy-	92.5%, Avg. Annual Income (GNI) Per Person-	\$3,850

Mobile

Mobile Phone Subscriptions as a % of the Population:	118.49% (2016)	26.88% (2006)								
Mobile Operating System: (as of 08/16)	1. Android (59.6%)	2. Series 40/S40 (9.0%)	3. Windows Phone (5.1%)	4. Windows (3.0%)	5. Symbian/S60 (2.9%)					
Top Handsets: (as of 08/16)	1. Samsung Galaxy J1 Ace (3.2%)	2. Samsung Galaxy J2 (2.4%)	3. Samsung Galaxy J1 (2.1%)	4. Samsung Galaxy Grand Prime (2.0%)	5. Samsung Galaxy Core Prime (1.7%)	6. Microsoft Lumia 535 (1.7%)	7. Apple iPhone (1.7%)	8. Samsung Galaxy J7 (1.6%)	9. Samsung Galaxy S Duos 2 (1.5%)	10. Huawei Honor Bee (1.3%)
Top Free App Downloads- Android (Jan-Dec 2017)	1. imo free video calls and chat	2. Messenger	3. WhatsApp	4. SHAREit: File Transfer, Sharing	5. Viber	6. Facebook	7. Facebook Lite	8. Helakuru Sinhala Keyboard Plus	9. Dialog Mega Run	10. Yonder Music - Sri Lanka
Top Free App Downloads- iOS (Jan-Dec 2017)	1. WhatsApp	2. Facebook	3. Messenger	4. Viber	5. YouTube	6. imo free video calls and chat	7. Instagram	8. SHAREit - Connect & Transfer	9. Google Maps	10. Helakuru - Sinhala Keyboard Input

Internet

% of Population Using the Internet:	32.05% (2016)	2.54% (2006)								
Internet Access by Device Type: (September, 2017)	23.90% Desktop	1.69% Tablet	74.41% Mobile							
Internet Freedom:	Partly Free									
Top Websites:	1. Google.lk	6. lkman.lk	2. YouTube	7. Pornographic	3. Google	8. Wikipedia	4. Facebook	9. eBay	5. Yahoo	10. Gossip Lanka News
Mobile High Speed "Broadband" Subscriptions/Inhabitants:	18.3%									
Cost of 500MB Mobile Broadband (prepaid) as % of Income (GNI):	0.6%									

Social Media

Top Messaging App:	Messenger									
Top Social Media Site:	Facebook									
Facebook Penetration:	20.1% (of total population, 06/17)									
Top Facebook Accounts:	1. Dialog Axiata	2. Gossip-Lanka News	3. Hiru News	4. Mobitel	5. HIRU FM	6. Sri Lanka Cricket	7. Kumar Sangakkara	8. Mahinda Rajapaksa	9. Shaa FM	10. TV Derana
Top Twitter Accounts:	1. Jacqueline Fernandez	2. Kumar Sangakkara	3. Mahela Jayawardena	4. Sri Lanka Cricket	5. Russel Arnold	6. DailyMirror	7. Dialog Axiata	8. Lahiru Thirimanna	9. Mahinda Rajapaksa	10. Ravindu Fernando
Top YouTube Channels:	1. TV Derana	2. MIAVEVO	3. Swarnavahini TV	4. Newsfirst Sri Lanka	5. Sirasa TV	6. Music.lk	7. Hiru TV	8. IRAJ	9. Kabi	10. Hiru News

Tajikistan



General

Demographics:	Population-	8,734,951	
	Median Age-	22.4 ; Life Expectancy- 71.3	
	Urban/Rural-	27% / 73%	
Top Languages:	Tajiki-	6,380,000	
	Uzbek (Northern)-	927,000	
	Kyrgyz-	60,100	
Religion:	Christian-	1.3%, Unreached-	98.5%
	Persecution of Christians-	58 (on a scale of 1-100 with 100 being the worst)	
Other:	Adult Literacy-	99.7%, Avg. Annual Income (GNI) Per Person-	\$1,110

Mobile

Mobile Phone Subscriptions as a % of the Population: 106.68% (2016) 30.92% (2006)

Mobile Operating System: (as of 08/16)

1. [Android](#) (53%)
2. [Series 40/S40](#) (21.5%)
3. [Symbian/S60](#) (14.4%)
4. [Windows](#) (2.6%)
5. [Windows Phone](#) (2.1%)

Top Handsets: (as of 08/16)

1. [Nokia 5228 / 5233](#) (5.3%)
2. [Samsung Galaxy S3 Neo](#) (3.3%)
3. [Nokia Asha 311](#) (3.2%)
4. [Nokia N8](#) (1.8%)
5. [Nokia 5230 Nuron](#) (1.8%)
6. [Nokia Asha 305](#) (1.7%)
7. [Nokia 6300](#) (1.4%)
8. [Nokia Asha 308](#) (1.4%)
9. [Nokia Asha 300](#) (1.3%)
10. [Samsung Galaxy J5](#) (1.2%)

Top Free App Downloads- [Android](#) (Jan-Dec 2017)

1. N/A
2. N/A
3. N/A
4. N/A
5. N/A
6. N/A
7. N/A
8. N/A
9. N/A
10. N/A

Top Free App Downloads- [iOS](#) (Jan-Dec 2017)

1. [Viber](#)
2. [imo free video calls and chat](#)
3. [SHAREit - Connect & Transfer](#)
4. [Instagram](#)
5. [WhatsApp](#)
6. [YouTube](#)
7. [Facebook](#)
8. [Hotspot Shield Free Unlimited VPN](#)
9. [VK](#)
10. [Retrica - Selfie Camera with Filter, Sticker & GIF](#)

Internet

% of Population Using the Internet: 20.47% (2016) 3.77% (2006)

Internet Access by Device Type: (September, 2017)

30.24% Desktop
3.19% Tablet
66.57% Mobile

Internet Freedom: N/A

Top Websites:

1. [YouTube](#)
2. [Google](#)
3. [Google.com.tj](#)
4. [OK.ru](#)
5. [Yandex](#)
6. [Mail.ru](#)
7. [Somon.TJ](#)
8. [VK](#)
9. [Topvideo.tj](#)
10. [Mix](#)

Mobile High Speed "Broadband" Subscriptions/Inhabitants: 18.1%

Cost of 500MB Mobile Broadband (prepaid) as % of Income (GNI): 4.2%

Social Media

Top Messaging App: Viber

Top Social Media Site: Odnoklassniki (OK.ru)

Facebook Penetration: 0.9% (of total population, 06/17)

Top Facebook Accounts:

1. [Радиои Озодӣ](#)
2. [В мире чудес](#)
3. [ASIA-Plus Media Group](#)
4. [Islam today](#)
5. [AdMe.ru](#)
6. [U.S. EMBASSY, DUSHANBE](#)
7. [Tcell](#)
8. [HTB](#)
9. [FISHKI.NET](#)
10. [Заведения Душанбе](#)

Top Twitter Accounts:

1. [Радиои Озодӣ](#)
2. [TONIGHT.TJ](#)
3. [Ahmadali Tojiddinov](#)
4. [US Embassy Dushanbe](#)
5. [Emomali Rahmon](#)
6. [Suhrob Niyozov](#)
7. [presstj](#)
8. [Tcell](#)
9. [Diar Dushanbe](#)
10. [Bonduelle Тоҷикистон](#)

Top YouTube Channels:

1. [Tamoshow](#)
2. [Ozodivideo](#)
3. [BARAKAT MEDIA](#)
4. [Tonight TJ](#)
5. [Барномаи "Матрица"- Тоҷикистон](#)
6. [Bonduelle Т о ч и к и с т о н](#)
7. N/A (previous channels ranged from 303,000 subscribers / 254,000 views to 1 subscriber/151 total views)

Thailand



General

Demographics:	Population-	68,050,000	
	Median Age-	37.8; Life Expectancy-	75.6
	Urban/Rural-	52% / 48%	
Top Languages:	Thai-	20,020,000 (L1 Speakers)	
		40,000,000 (L2 Speakers)	
	Thai (Northeastern)-	15,000,000	
	Thai (Northern)-	6,000,000	
Religion:	Christian-	1.3%, Unreached-	98.6%
	Persecution of Christians-	N/A	
Other:	Adult Literacy-	95.2%, Avg. Annual	
	Income (GNI) Per Person-	\$5,640	

Mobile

Mobile Phone Subscriptions as a % of the Population:	172.65% (2016)
	60.90% (2006)
Mobile Operating System: (as of 08/16)	1. Android (74.6%)
	2. iOS (14.2%)
	3. Windows (9.1%)
	4. Windows Phone (0.8%)
	5. Series 40/S40 (0.5%)
Top Handsets: (as of 08/16)	1. Apple iPhone (11.7%)
	2. Samsung Galaxy J7 (5.2%)
	3. Samsung Galaxy J2 (3.0%)
	4. Samsung Galaxy Grand 2 (2.2%)
	5. Samsung Galaxy Grand Prime (1.1%)
	6. Samsung Galaxy J1 (0.9%)
	7. Samsung Galaxy Core Prime (0.9%)
	8. Samsung Galaxy A5 (0.9%)
	9. Samsung Galaxy Note II (0.9%)
	10. Samsung Galaxy Core Prime (0.8%)
Top Free App Downloads- Android (Jan-Dec 2017)	1. Messenger
	2. LINE: Free Calls & Messages
	3. Facebook
	4. Garena RoV: Mobile MOBA
	5. JOOX Music
	6. 4shared
	7. Facebook Lite
	8. Instagram
	9. RULES OF SURVIVAL
	10. Shopee - ซื้อขายออนไลน์
Top Free App Downloads- iOS (Jan-Dec 2017)	1. Facebook
	2. Messenger
	3. LINE
	4. YouTube
	5. Garena RoV: Mobile MOBA
	6. JOOX Music
	7. Instagram
	8. Shopee TH - ส่งฟรีทั่วไทย
	9. Rules of Survival
	10. Lazada - Shopping & Deals

Internet

% of Population Using the Internet:	47.50% (2016)
	17.16% (2006)
Internet Access by Device Type: (September, 2017)	29.41% Desktop
	3.86% Tablet
	66.73% Mobile
Internet Freedom:	Not Free
Top Websites:	1. Google.co.th
	2. YouTube
	3. Facebook
	4. Google
	5. Pantip
	6. Lazada.co.th
	7. Line
	8. Sanook
	9. Twitter
	10. Blogger

Mobile High Speed "Broadband" Subscriptions/Inhabitants: 94.7%

Cost of 500MB Mobile Broadband (prepaid) as % of Income (GNI): 1.2%

Social Media

Top Messaging App:	Line
Top Social Media Site:	Facebook
Facebook Penetration:	82.4% (of total population, 06/17)
Top Facebook Accounts:	1. YouLike (คลิป์เด็ด)
	2. ต้น ภาสกรนที
	3. Khaosod - ข่าวสด
	4. เรื่องเล่าเช้านี้
	5. Workpoint Entertainment
	6. สิ่งเล็กๆที่เรียกว่ารัก
	7. Thairath
	8. vonvon.me
	9. BBTV Channel7
	10. บัณฑิต บรรลุยอดที่
Top Twitter Accounts:	1. นิชคุณ Buck ھرเวทก
	2. cuttO
	3. WOODY
	4. Stamp
	5. เต๋อ ฉันทวิรัช
	6. เริ่ด
	7. ว.วชิรเมธี
	8. Opal Panisara
	9. Thairath News
	10. กระทู้เด็ดพันทิป
Top YouTube Channels:	1. GMM GRAMMY OFFICIAL
	2. WorkpointOfficial
	3. Ch3Thailand
	4. Genierock
	5. RsiamMusic : อาร์สยาม
	6. one31
	7. GRAMMY GOLD OFFICIAL
	8. rsfriends
	9. ครู นกเล็ก
	10. GMM25Thailand

Tunisia

General

Demographics:	Population- 11,403,248 Median Age- 31.2; Life Expectancy- 75.3 Urban/Rural- 67% / 33%
Top Languages:	Arabic (Tunisian Spoken)- 10,800,000 French- 11,000 (L1 Speakers), 5,890,000 (L2 Speakers); Shilha Berber- 50,000
Religion:	Christian- 0.4%, Unreached- 99.2% Persecution of Christians- 61 (on a scale of 1-100 with 100 being the worst)
Other:	Adult Literacy- 82.6%, Avg. Annual Income (GNI) Per Person- \$3,690

Mobile

Mobile Phone Subscriptions as a % of the Population:	125.82% (2016) 72.23% (2006)
--	---------------------------------

Mobile Operating System: (as of 08/16)	<ol style="list-style-type: none"> 1. Series 40/S40 (47.8%) 2. Android (18.1%) 3. Symbian/S60 (6.6%) 4. Samsung Proprietary (5.0%) 5. Blackberry (1.6%)
--	--

Top Handsets: (as of 08/16)	<ol style="list-style-type: none"> 1. Nokia Asha 311 (3.7%) 2. Nokia 200 (3.1%) 3. Nokia 110 (2.9%) 4. Nokia X2-02 (2.2%) 5. Nokia 206 (2.2%) 6. Nokia Asha 205 (2.2%) 7. Nokia 112 (2.0%) 8. Nokia C1-01 (1.9%) 9. Nokia 2700 classic (1.9%) 10. Nokia Asha 210 (1.8%)
-----------------------------	---

Top Free App Downloads- Android (Jan-Dec 2017)	<ol style="list-style-type: none"> 1. Messenger 2. Facebook 3. Facebook Lite 4. Instagram 5. Viber 6. Subway Surfers 7. Sweet Selfie Candy New Name 8. WhatsApp 9. Candy Camera 10. Ludo King
--	---

Top Free App Downloads- iOS (Jan-Dec 2017)	<ol style="list-style-type: none"> 1. Messenger 2. Facebook 3. Instagram 4. YouTube 5. Viber 6. WhatsApp 7. Snapchat 8. Ludo King 9. Truecaller - Spam Identification & Block 10. Photable- Photo Editor
--	--

Internet

% of Population Using the Internet:	50.88% (2016) 12.99% (2006)
Internet Access by Device Type: (September, 2017)	63.92% Desktop 2.42% Tablet 33.66% Mobile
Internet Freedom:	Partly Free
Top Websites:	<ol style="list-style-type: none"> 1. Google.tn 2. YouTube 3. Facebook 4. Google 5. Google.fr 6. Yahoo 7. Instagram 8. Wikipedia 9. Tayara.tn 10. NessmaTV

Mobile High Speed "Broadband" Subscriptions/Inhabitants: 63.0%

Cost of 500MB Mobile Broadband (prepaid) as % of Income (GNI):	1.4%
--	------

Social Media

Top Messaging App:	Messenger
Top Social Media Site:	Facebook
Facebook Penetration:	54.9% (of total population, 12/17)
Top Facebook Accounts:	<ol style="list-style-type: none"> 1. Mosaïque FM 2. Elhiwar Ettounsi 3. Jawhara FM 4. Nessma 5. Orange 6. تقف نفسك 7. Shems FM 8. Ooredoo Tunisie 9. Manel Amara 10. القناة الجزيرة - Al Jazeera Channel
Top Twitter Accounts:	<ol style="list-style-type: none"> 1. صابر الرباعي 2. Radio Mosaïque FM 3. ShemsFm 4. Nawaat 5. Radio Expressfm 6. Haythem El Mekki 7. Tunivisions 8. Fakhri Ezzina 9. محمد المنصف المرزوقي 10. Tuniscope
Top YouTube Channels:	<ol style="list-style-type: none"> 1. Elhiwar Ettounsi 2. Attezia TV 3. Latifa Al Tunisia 4. Mosaïque FM 5. Watania Replay 6. Yosra Mahnouch يسرا محنوش 7. SHEMS FM 8. Hannibal TV 9. Know Islam اعرف الإسلام 10. ZZH.5

Turkey

General

Demographics:	Population-	79,512,426	
	Median Age-	29.9; Life Expectancy-	72.9
	Urban/Rural-	74% / 26%	
Top Languages:	Turkish-	66,500,000	
	Kurdish (Northern)-	8,130,000	
	Zazaki Southern)-	1,500,000	
Religion:	Christian-	0.4%, Unreached-	99.5%
	Persecution of Christians-	57 (on a scale of	1-100 with 100 being the worst)
Other:	Adult Literacy-	95.5%, Avg. Annual	
	Income (GNI) Per Person-	\$11,230	

Mobile

Mobile Phone Subscriptions as a % of the Population:	96.87% (2016)	76.64% (2006)
Mobile Operating System: (as of 08/16)	1. Android (53.4%)	2. Symbian/S60 (11.4%)
	3. Series 40/S40 (10.5%)	4. Windows (4.7%)
	5. Blackberry (3.7%)	
Top Handsets:	1. Apple iPhone (3.3%)	2. Samsung S5610 (2.4%)
	3. Samsung Galaxy Ace (2.1%)	4. Nokia C3 (2.0%)
	5. Samsung Galaxy SIII Mini (1.8%)	6. Nokia 500 (1.8%)
	7. Nokia N8 (1.5%)	8. Nokia C5 (1.5%)
	9. Samsung Galaxy Y S5360 (1.3%)	10. Samsung Galaxy S3 Neo (1.3%)
Top Free App Downloads- Android (Jan-Dec 2017)	1. WhatsApp	2. Instagram
	3. Messenger	4. Facebook
	5. letgo: Buy & Sell Used Stuff	6. Snapchat
	7. Turkcell Hesabım	8. Subway Surfers
	9. MEB E-OKUL VBS	10. BiP Messenger
Top Free App Downloads- iOS (Jan-Dec 2017)	1. WhatsApp	2. Instagram
	3. YouTube	4. Facebook
	5. Messenger	6. Tubidy Unlimited
	7. Snapchat	8. letgo: Buy & Sell Second Hand Stuff
	9. puhutv	10. MusiFan

Internet

% of Population Using the Internet:	58.35% (2016)	18.24% (2006)
Internet Access by Device Type: (September, 2017)	31.46% Desktop	3.00% Tablet
	65.54% Mobile	
Internet Freedom:	Not Free	
Top Websites:	1. Google.com.tr	6. Instagram
	2. YouTube	7. Hürriyet
	3. Google	8. Sabah
	4. Facebook	9. haber7.com
	5. Sahibinden	10. Yandex.com.tr

Mobile High Speed "Broadband" Subscriptions/Inhabitants: 66.8%

Cost of 500MB Mobile Broadband (prepaid) as % of Income (GNI): 0.6%

Social Media

Top Messaging App:	WhatsApp
Top Social Media Site:	Facebook
Facebook Penetration:	69.6% (of total population, 06/17)
Top Facebook Accounts:	1. Galatasaray
	2. Fenerbahçe
	3. Baho
	4. Recep Tayyip Erdoğan
	5. Cem Yılmaz
	6. 101 YüzBir Okey Plus
	7. Beşiktaş
	8. Yook Artık
	9. Arkadaşım Hoşgeldin
	10. Hikmet Anıl Öztekin
Top Twitter Accounts:	1. Cem Yılmaz
	2. Recep Tayyip Erdoğan
	3. Abdullah Gül
	4. Galatasaray SK
	5. NTV
	6. okan bayulgen
	7. atademirer
	8. Demet Akalin Kurt
	9. cüneyt özdemir
	10. Fenerbahçe SK
Top YouTube Channels:	1. netd müzik
	2. KanalD
	3. Poll Production
	4. Enes Batur
	5. atv
	6. prenses elif
	7. OHA diyorum
	8. YAPYAP
	9. FOX
	10. Kiralık Aşk

Turkmenistan



General

Demographics:	Population-	5,662,554	
	Median Age-	25.6; Life Expectancy-	68.0
	Urban/Rural-	50% / 50%	
Top Languages:	Turkmen-	3,430,000	
	Uzbek (Northern)-	317,000	
	Balochi (Western)-	28,000	
Religion:	Christian-	3.1%, Unreached-	95.7%
	Persecution of Christians-	66 (on a scale of 1-100 with 100 being the worst)	
Other:	Adult Literacy-	99.7%, Avg. Annual Income (GNI) Per Person-	\$6,670

Mobile

Mobile Phone Subscriptions as a % of the Population:	157.87% (2016)
	4.82% (2006)

Mobile Operating System: (as of 08/16)	1. Android (70.3%)
	2. Series 40/S40 (17.1%)
	3. Windows (7.7%)
	4. iOS (2.1%)
	5. Symbian/S60 (1.4%)

Top Handsets:	1. Samsung Galaxy J1 Ace (2.6%)
	2. Nokia 2700 classic (2.4%)
	3. Nokia C2-01 (2.0%)
	4. Nokia Asha 305 (2.0%)
	5. Apple iPhone (2.0%)
	6. Samsung Galaxy J5 (1.9%)
	7. Samsung Galaxy J2 (1.6%)
	8. Nokia X2-02 (1.5%)
	9. Samsung Galaxy S6 Edge (1.4%)
	10. Samsung Galaxy S3 Neo (1.3%)

Top Free App Downloads- Android (Jan-Dec 2017)	1. N/A
	2. N/A
	3. N/A
	4. N/A
	5. N/A
	6. N/A
	7. N/A
	8. N/A
	9. N/A
	10. N/A

Top Free App Downloads- iOS (Jan-Dec 2017)	1. imo video calls and chat
	2. LINE
	3. SHAREit - Connect & Transfer
	4. Psiphon
	5. YouTube
	6. Instagram
	7. Hotspot Shield Free Privacy & Security VPN Proxy
	8. X-VPN Proxy & WiFi Security Privacy
	9. VPN - Unlimited Privacy & Security Proxy
	10. HotspotShield VPN & Wifi Proxy

Internet

% of Population Using the Internet:	17.99% (2016)
	1.32% (2006)

Internet Access by Device Type: (September, 2017)	19.42% Desktop
	2.18% Tablet
	78.40% Mobile

Internet Freedom:	N/A
-------------------	-----

Top Websites:	1. Google.tm	6. OK.ru
	2. Yandex	7. YouTube
	3. Mail.ru	8. Wikipedia
	4. Google	9. VestnikTM.com
	5. Google.ru	10. VK

Mobile High Speed "Broadband" Subscriptions/Inhabitants:	14.2%
--	-------

Cost of 500MB Mobile Broadband (prepaid) as % of Income (GNI):	1.4%
--	------

Social Media

Top Messaging App:	imo free video calls and chat
--------------------	-------------------------------

Top Social Media Site:	Odnoklassniki (OK.ru)
------------------------	-----------------------

Facebook Penetration:	0.3% (of total population, 06/17)
-----------------------	-----------------------------------

Top Facebook Accounts:	1. Turkmenistan
	2. U.S. Embassy, Ashgabat, Turkmenistan
	3. Azatlyk Radios
	4. SalamTurkmen
	5. Turkmen Cafe
	6. Телеканал ТНТ
	7. Turkmenistan Airlines
	8. Turkmen Dostluk
	9. Интерны
	10. Polimeks

Top Twitter Accounts:	1. HAUD
	2. N/A
	3. N/A
	4. N/A
	5. N/A
	6. N/A
	7. N/A
	8. N/A
	9. N/A
	10. N/A

Top YouTube Channels:	1. Azatlyk TW
	2. James Thwaites
	3. N/A
	4. N/A
	5. N/A
	6. N/A
	7. N/A
	8. N/A
	9. N/A
	10. N/A

United Arab Emirates

General

Demographics:	Population-	9,269,612	
	Median Age-	33.4; Life Expectancy-	77.5
	Urban/Rural-	86% / 14%	
Top Languages:	Arabic (Gulf Spoken)-	2,880,000	
	Pashto (Northern)-	598,000	
	Balochi (Southern)-	468,000	
Religion:	Christian-	3.3%, Unreached-	91.4%
	Persecution of Christians-	55 (on a scale of 1-100 with 100 being the worst)	
Other:	Adult Literacy-	92.8%, Avg. Annual	
	Income (GNI) Per Person-	\$40,840	

Mobile

Mobile Phone Subscriptions as a % of the Population:	204.02% (2016)
	113.20% (2006)
Mobile Operating System: (as of 08/16)	<ol style="list-style-type: none"> 1. Android (86.7%) 2. iOS (7.1%) 3. Windows (1.6%) 4. Windows Phone (1.1%) 5. Blackberry (0.9%)
Top Handsets: (as of 08/16)	<ol style="list-style-type: none"> 1. Apple iPhone (6.6%) 2. Samsung Galaxy Grand Prime (5.0%) 3. Samsung Galaxy S Duos 2 (2.7%) 4. Samsung Galaxy J5 (1.8%) 5. Samsung Galaxy J1 (1.8%) 6. Lenovo A6000 (1.6%) 7. Samsung Galaxy J7 (1.5%) 8. Samsung Galaxy Note 3 (1.3%) 9. Samsung Galaxy J1 Ace (1.2%) 10. Samsung Galaxy Core Prime (1.1%)
Top Free App Downloads- Android (Jan-Dec 2017)	<ol style="list-style-type: none"> 1. WhatsApp 2. imo free video calls and chat 3. Messenger 4. SHAREit: File Transfer, Sharing 5. Facebook 6. imo beta free calls and text 7. Skype - free IM & video calls 8. SuperVPN Free VPN Client 9. BOTIM - Unblocked Video Call and Voice Call 10. TP Smart
Top Free App Downloads- iOS (Jan-Dec 2017)	<ol style="list-style-type: none"> 1. WhatsApp 2. YouTube 3. Instagram 4. Facebook 5. Snapchat 6. Ludo STAR 7. Skype for iPhone 8. VPN 365 - Super Fast VPN Master & WiFi Security 9. Google Maps 10. BOTIM - video calls and chat


Internet

% of Population Using the Internet:	91.60% (2016)
	52.00% (2006)
Internet Access by Device Type: (September, 2017)	37.06% Desktop
	3.00% Tablet
	59.94% Mobile
Internet Freedom:	Not Free
Top Websites:	<ol style="list-style-type: none"> 1. Google.ae 2. Google 3. YouTube 4. Facebook 5. Yahoo 6. Wikipedia 7. Souq.com 8. Live.com 9. Dubizzle 10. Instagram

Mobile High Speed "Broadband" Subscriptions/Inhabitants: 156.7%

Cost of 500MB Mobile Broadband (prepaid) as % of Income (GNI): 0.5%

Social Media

Top Messaging App:	WhatsApp
Top Social Media Site:	Facebook
Facebook Penetration:	85.1% (of total population, 06/17)
Top Facebook Accounts:	<ol style="list-style-type: none"> 1. AWOK.com 2. Etisalat UAE 3. Souq.com 4. HRH Sheikh Mohammed bin Rashid Al Maktoum 5. New Jobs in Dubai 6. Gulf News 7. Facebook 8. Samsung 9. ARY News 10. PTV Sports
Top Twitter Accounts:	<ol style="list-style-type: none"> 1. العربية عاجل 2. قناة العربية 3. #AhlamTheVoice  احلام AE 4. HH Sheikh Mohammed 5. Aljassmi 7 @ حسين الجسمي 6. قناة الحدث 7. Mustafa agha 8. العربية رياضة 9. فارس عوض 10. نادي مانشستر سيتي
Top YouTube Channels:	<ol style="list-style-type: none"> 1. AlArabiya قناة العربية 2. Hussain Al Jassmi 3. Al Aan Arabic Television تلفزيون الأن 4. Star Academy Arabia 5. Visit Dubai 6. ArabGT.com 7. Sama Art International سامه للإنتاج الفني 8. افتح يا سمسم - Iftahyasimsim 9. سكاي نيوز عربية 10. Shamma Hamdan شمة حمدان

Uzbekistan

General

Demographics:	Population-	31,848,200	
	Median Age-	26.3; Life Expectancy-	71.4
	Urban/Rural-	36% / 64%	
Top Languages:	Uzbek (Northern)-	21,300,000	
	Russian-	4,070,000	
	Tajiki-	1,260,000	
Religion:	Christian-	4.5%, Unreached-	93.0%
	Persecution of Christians-	71 (on a scale of	1-100 with 100 being the worst)
Other:	Adult Literacy-	99.6%, Avg. Annual	
	Income (GNI) Per Person-	\$2,220	

Mobile

Mobile Phone Subscriptions as a % of the Population: 77.33% (2016)
9.61% (2006)

Mobile Operating System: (as of 08/16)

1. [Android](#) (39.2%)
2. [Series 40/S40](#) (38.1%)
3. [Symbian/S60](#) (9.0%)
4. [Windows](#) (3.7%)
5. [iOS](#) (2.6%)

Top Handsets: (as of 08/16)

1. [Nokia X2-00](#) (2.7%)
2. [Nokia C2-01](#) (2.6%)
3. [Apple iPhone](#) (2.4%)
4. [Nokia 206](#) (2.3%)
5. [Nokia Asha 311](#) (2.2%)
6. [Nokia 6303 classic](#) (2.1%)
7. [Nokia 2700 classic](#) (2.1%)
8. [Nokia 6300](#) (1.9%)
9. [Nokia Asha 300](#) (1.7%)
10. [Samsung Galaxy S II](#) (1.5%)

Top Free App Downloads- [Android](#) (Jan-Dec 2017)

1. [Telegram](#)
2. [SHAREit: File Transfer, Sharing](#)
3. [OLX Classifieds of Uzbekistan](#)
4. [imo free video calls and chat](#)
5. [Instagram](#)
6. [Plus Messenger](#)
7. [WhatsApp](#)
8. [OK.RU](#)
9. [Dollar - рыночный курс](#)
10. [UC Browser - Fast Download](#)

Top Free App Downloads- [iOS](#) (Jan-Dec 2017)

1. [Telegram](#)
2. [imo free video calls and chat](#)
3. [Instagram](#)
4. [SHAREit - Connect & Transfer](#)
5. [Swipe Brick Breaker](#)
6. [IDM Free - Browser, Files Manager & Cloud Storage](#)
7. [YouTube](#)
8. [Facebook](#)
9. [Музыка для iPhone бесплатно Оффлайн.](#)
10. [Messenger](#)

Internet

% of Population Using the Internet: 46.79% (2016)
6.39% (2006)

Internet Access by Device Type: (September, 2017)

47.14% Desktop
1.70% Tablet
51.16% Mobile

Internet Freedom: Not Free

Top Websites:

1. [Google](#)
2. [YouTube](#)
3. [Yandex](#)
4. [OK.ru](#)
5. [Mail.ru](#)
6. [Mover.uz](#)
7. [OLX \(Uzbekistan\)](#)
8. [VK](#)
9. [Google.ru](#)
10. [KUN.UZ](#)

Mobile High Speed "Broadband" Subscriptions/Inhabitants: 55.9%

Cost of 500MB Mobile Broadband (prepaid) as % of Income (GNI): 3.3%

Social Media

Top Messaging App: imo free video calls and chat

Top Social Media Site: Odnoklassniki (OK.ru)

Facebook Penetration: 1.7% (of total population, 06/17)

Top Facebook Accounts:

1. [Ozodlik Radiosi](#)
2. [Sevara Nazarkhan](#)
3. [Beeline Uzbekistan](#)
4. [AdMe.ru](#)
5. [Ucell](#)
6. [Рамзан Кадыров](#)
7. [BBC Uzbek](#)
8. [Kun.uz](#)
9. [В мире чудес](#)
10. [U.S. Embassy Tashkent](#)

Top Twitter Accounts:

1. [Peter Odemwingie](#)
2. [Milana Vayntrub](#)
3. [Beeline Uzbekistan](#)
4. [Gogoosha](#)
5. [Ozodlik Radiosi](#)
6. [U.S.Embassy Tashkent](#)
7. [Daryo](#)
8. [Ucell](#)
9. [Uz.CA-News](#)
10. [UzDaily.uz](#)

Top YouTube Channels:

1. [Ozodlik Radiosi](#)
2. [Sayod.Com](#)
3. [BBC Uzbek](#)
4. [Сталик Ханкишиев Казан-Мангал](#)
5. [@AmerikaOvozi](#)
6. [ucellofficial](#)
7. [Beeline Uzbekistan](#)
8. [Unicef Uzbekistan](#)
9. [Хасан Мамасайдов](#)
10. [Ambassade de France en Ouzbékistan](#)

Yemen



General

Demographics:	Population-	27,584,213	
	Median Age-	19.2; Life Expectancy-	65.2
	Urban/Rural-	35% / 65%	
Top Languages:	Arabic (Sanaani)-	7,600,000	
	Arabic (Ta'izzi/Adeni)-	6,760,000	
	Arabic (Hadrami)-	300,000	
Religion:	Christian-	0.2%, Unreached-	99.6%
	Persecution of Christians-	85 (on a scale of 1-100 with 100 being the worst)	
Other:	Adult Literacy-	70.2%, Avg. Annual Income (GNI) Per Person-	\$1,040

Mobile

Mobile Phone Subscriptions as a % of the Population:	67.17% (2016)	14.41% (2006)								
Mobile Operating System: (as of 08/16)	1. Android (80.6%)	2. Series 40/S40 (4.9%)	3. Symbian/S60 (4.8%)	4. Windows (4.1%)	5. iOS (2.8%)					
Top Handsets: (as of 08/16)	1. Samsung Galaxy S3 CDMA (9.4%)	2. Samsung Galaxy S2 Epic 4G Touch (6.1%)	3. Apple iPhone (2.7%)	4. Samsung Galaxy S4 CDMA (2.2%)	5. ZTE Source (1.5%)	6. Samsung Galaxy Discover (1.5%)	7. Samsung Galaxy S5 (1.3%)	8. Samsung Galaxy Y S5360 (1.2%)	9. Samsung Galaxy S3 Neo (1.2%)	10. Samsung Galaxy Stellar 4G I200 (1.1%)
Top Free App Downloads- <u>Android</u> (Jan-Dec 2017)	1. WhatsApp	2. Facebook	3. Messenger	4. imo free video calls and chat	5. Facebook Lite	6. Dalily - Caller ID	7. Twitter	8. Instagram	9. Muper	10. AppLock
Top Free App Downloads- <u>iOS</u> (Jan-Dec 2017)	1. WhatsApp	2. Facebook	3. imo free video calls and chat	4. YouTube	5. Messenger	6. Instagram	7. Snapchat	8. Video Surfer : cloud Video downloader- تحميل فيديو	9. Zapya - Best file transfer tool	10. Twitter

Internet

% of Population Using the Internet:	24.58% (2016)	1.25% (2006)								
Internet Access by Device Type: (September, 2017)	23.71% Desktop	1.72% Tablet	74.57% Mobile							
Internet Freedom:	N/A									
Top Websites:	1. Google	2. YouTube	3. Facebook	4. Yemennet	5. Yahoo	6. Twitter	7. Wikipedia	8. كبوورة	9. اليمن العربي	10. Live.com

Mobile High Speed "Broadband" Subscriptions/Inhabitants: 6.0%

Cost of 500MB Mobile Broadband (prepaid) as % of Income (GNI): 7.3%

Social Media

Top Messaging App:	WhatsApp									
Top Social Media Site:	Facebook									
Facebook Penetration:	7.1% (of total population, 06/17)									
Top Facebook Accounts:	1. المشهد اليمني	2. LT Mobile	3. SabaFon	4. القناة العربية Al Arabiya	5. الشيخ د. محمد العريفي	6. Amr Khaled	7. Al Jazeera Channel - قناة الجزيرة	8. MTN Yemen	9. د. عانض بن عبدالله القرني	10. الدكتور فيصل القاسم
Top Twitter Accounts:	1. على البخيتي	2. Tawakkol Karman	3. مأرب برس #اليمن	4. اليمن الآن	5. على عبدالله صالح	6. المصدر أونلاين	7. عين اليمن الاخبارية	8. محمد أحمد العامري	9. صحف نت	10. اليمن اليوم
Top YouTube Channels:	1. اكشن للانتاج الفني	2. أحلى فيديو	3. رؤياRwabiit	4. Yemen Kuwait Bank	5. Hemmat Shabab	6. Sabafon Yemen	7. UNICEF Yemen	8. جامعة العلوم والتكنولوجيا اليمنية	9. MTN Yemen	10. arhab alhakimi

Appendix A: Data Sources

General

- Demographics: Population: <https://data.worldbank.org/indicator/SP.URB.TOTL.IN.ZS>
- Median Age: https://esa.un.org/unpd/wpp/Publications/Files/WPP2017_Volume-II-Demographic-Profiles.pdf
- Life Expectancy: https://esa.un.org/unpd/wpp/Publications/Files/WPP2017_Volume-II-Demographic-Profiles.pdf
- Urban/Rural: <http://data.worldbank.org/indicator/SP.URB.TOTL.IN.ZS>
- Languages: <https://www.ethnologue.com/browse/countries>
- Religion: % Christian/Unreached: <https://joshuaproject.net/global/countries>
- Persecution of Christians: <https://www.statista.com/statistics/271002/persecution-of-christians-worldwide/>
and also <https://www.opendoorsusa.org/wp-content/uploads/2017/05/WWL2018-Booklet-11518.pdf>
- Alternatively, freedom of religion can be found at: <http://www.pewforum.org/files/2016/06/Restrictions2016appendixE.pdf>
- Other: Adult Literacy: <http://www.uis.unesco.org/Education/Documents/literacy-statistics-trends-1985-2015.pdf>
- Average Annual Income: <http://databank.worldbank.org/data/reports.aspx?source=2&type=metadata&series=NY.GNP.PCAP.CD>

Mobile

- Mobile Phone Subscriptions as a % of the Population: <http://data.worldbank.org/indicator/IT.CEL.SETS.P2>
- Mobile Operating System Percentages: **The previously data source is no longer available. If you have or know of a data source you can share for a country-by-country breakdown of the percentage of phones with different operating systems (Android, iOS Windows, Series 40, etc.) and/or data for the most purchased handsets by country please contact the author at mobileadvance.kw @ gmail.com**
- Top Handsets: **percentage of phones with different operating systems (Android, iOS Windows, Series 40, etc.) and/or data for the most purchased handsets by country please contact the author at mobileadvance.kw @ gmail.com**
- Top Free Google Play Store (Android) App Downloads: <https://www.appannie.com/apps/google-play/top-chart/> (requires free registration to use site. Free version limits users to viewing one day's downloads at a time)
- Top Free iOS App Downloads: <https://www.appannie.com/apps/ios/top-chart/> (requires free registration to use site. Free version limits users to only being able to view one day's downloads at a time)

Appendix A



Data Sources (continued)

Internet

% of Population Using the Internet:

<https://data.worldbank.org/indicator/IT.NET.USER.ZS>

Internet Access by Device Type:

<http://gs.statcounter.com/#desktop+mobile+tablet-comparison-DZ-monthly-201602-201701> (change date range and country as needed)

Internet Freedom:

https://freedomhouse.org/sites/default/files/FOTN_2017_Final.pdf

Top Websites:

You can find most of the listings of top 50 websites by country at Alexa's or Similar Web's country listing pages (<http://www.alexa.com/topsites/countries> and <https://www.similarweb.com/country>). That said, there are a number of countries that Similar Web and Alexa have details for but which are not listed on those pages. If you do not see your country of interest listed, use a search engine and do a search for the country name, "websites" and "Similar Web" and/or "Alexa" to find the ranked listing of the top 50 websites being accessed in that country.

Due to differences in results presented by Alexa and Similar Web, it was decided combine the "scores" of websites listed in the top 20 on both sites and then use the top ten scoring sites from that for the top ten websites listing in this document. Scoring was done by reverse scoring the top 20 sites (i.e. give the #1 site a score of 20 and the #20 site a score of 1) on both Alexa and Similar Web and adding the two separate scores for each website together (when listed on both Alexa and Similar Web) to find the highest scoring sites.

Mobile High Speed Internet
(Broadband) Access:

https://www.itu.int/dms_pub/itu-s/opb/pol/S-POL-BROADBAND.18-2017-PDF-E.pdf
(see Annex 3, pages 90-91)

Cost of 500MB Mobile Broadband
(prepaid) as % of Income (GNI):

https://www.itu.int/en/ITU-D/Statistics/Documents/publications/misr2017/MISR2017_Volume2.pdf

Appendix A

Data Sources (continued)

Social Media

- Top Messaging App: <https://www.similarweb.com/blog/mobile-messaging-app-map-2018>
- Top Social Media Site: Follow the same methodology as used in "Top Websites" (previous page) to find the top scoring social media site. Check sites you are unfamiliar with- sites like Weibo and VK are actually very popular social media sites and may beat more widely known sites like Facebook in certain countries.
- Facebook Penetration: Internet World Stats <http://www.internetworldstats.com/> provides relatively up-to-date figures on the number of Facebook users per country. Countries are found in their respective continent listings -
- | | |
|----------------|---|
| Africa | https://www.internetworldstats.com/africa.htm |
| Americas | http://www.internetworldstats.com/stats2.htm |
| Asia | https://www.internetworldstats.com/asia.htm |
| Europe | https://www.internetworldstats.com/europa2.htm |
| European Union | https://www.internetworldstats.com/europa.htm |
| Middle East | https://www.internetworldstats.com/middle.htm |
| Oceania | https://www.internetworldstats.com/pacific.htm |
- Top Facebook Pages: <https://www.socialbakers.com/statistics/facebook/> (you will want to create a free personal account in order to be able to sort country results by "Fans from Chosen Country")
- Top Twitter Accounts: <https://www.socialbakers.com/statistics/twitter/>
- Top YouTube Channels: <https://www.socialbakers.com/statistics/youtube/>

Appendix B: On-the-Ground Media Assessment

1. Ask several people from your target audience the following:

- a) What kind of phone do you have? Why did you get that phone? (particular features, cost, etc.)
- b) What do you do on your phone? (talk, text, browse the internet, play games, social media, view/listen to media, take pictures, etc.)
- c) How much do you get online? How do you get online (do they use their phone, wifi or cellular data, etc.)? Are you able to do it as much as you would like? (if not, ask what keeps them from doing more online) Is there anywhere you can go to get free or low-cost internet access? (is there an internet cafe, public hotspot, do they have to travel to the big city, etc.)
- d) What do you do online- what websites do you like to visit?
- e) Do you listen to music or watch videos online? (try to find out how easy/expensive it is- is the internet too slow? Does it cost too much? What kind of videos do they like and where do they view them?)
- f) How do you get media onto your phone so you can listen/watch it offline? Where do you get it from?
- g) What apps do you use? Which ones do you like and use the most? (if they don't use apps ask what apps other people use).
- h) Do you own a tablet or computer? (if so- What kind? What do they do with it?) Do many people own a tablet or computer?

2. Visit two or three local telephone sales stores and ask:

- a) Which phones do you sell the most of? Why?
- b) What are the most important things customers want in a new phone (battery life, price, screen size, memory, etc.)?
- c) Do you have any information for the different phone companies' pre-paid and post-paid phone line rates that I could have?
- d) Do you sell media that people can put on their phones? (if so ask what kind of media is popular. If not, ask how people get media onto their phones)

Appendix B

On-the-Ground Media Assessment

(continued)

3. With the information you gain from #1 and #2 fill in the following information:

- a) Share three or more phones that are typically used by people in your target audience and reasons for their popularity (capabilities, price, etc.). If you would like more information about phones' features and their operating system you can find that information [here](#).
- b) On a scale of 1 to 5 (with 1 being not at all and 5 being always) how much do people use their phones to:
 1. Talk
 2. Text
 3. Browse the Web
 4. Use social media
 5. Use apps
 6. Take pictures
 7. Share pictures (receiving and/or sending)
 8. Listen to/watch audiovisual media
 9. Create audio or video recordings?
 10. Share audiovisual media (receiving and/or sending)
 11. Download audio/visual media from the web
- c) Voice Calling
 1. Is the cost of calling a factor in how much they make/receive voice calls?
 2. What other factors do they mention related to making voice calls?
- d) Texting
 1. Is the cost of texting a factor in how much they text?
 2. Is literacy a factor?
 3. Are there any other factors that they mention related to how much they text?

Appendix B

On-the-Ground Media Assessment

(continued)

e) Web Usage

1. Is the cost of phone-based browsing a factor to how much they use it?
2. Is access to internet service a factor to how much they use it?
3. Are there any other factors they mention that either enable them to browse the web or prevent them from doing so?
4. What websites are popular/mentioned frequently?
5. Do people listen to/view audiovisual media online using their phones? Download it from the web onto their phones?

f) Social Media Usage

Which social media platforms/chat messaging apps seem to be the most mentioned/used?

g) Apps Usage

Which apps do they mention as their favorites? The ones they use the most?

h) Audio/Visual Media

1. What kind of photos do people tend to enjoy/share? Are there any commonalities in subject matter, stylizing, etc.?
2. How do people obtain the audio/visual media they have on their phones? Are there particular websites, individuals or locations they go to in order to get audio/visual media?
3. How do they share audio/visual media they have on their phone with others? (i.e. show it to others, Bluetooth it to others, transfer via microSD, file sharing app, etc.)
4. Are there any commonalities to the media that they tend to have on their phones/share with others? (i.e. genre, style, content focus, etc.)

i) How common is it for people to own a tablet? Computer?